

2025–26 FAFSA® Preview Presentation

October 2024

Federal Student **Aid**
An OFFICE of the U.S. DEPARTMENT of EDUCATION

Topics

- [Overview](#)
- [Dependent Student Invites Parent](#)
- [Parent Starts and Submits a FAFSA® Form Without Student Consent and Approval or Signature](#)
- [Independent Student Invites Student Spouse](#)
- [Independent Student Who Is Single and a Non-Tax Filer](#)
- [FAFSA Submission Summary](#)
- [Dependent Student and Direct Unsubsidized Loan](#)
- [Unaccompanied Homeless Youth](#)
- [Provisionally Independent Student](#)
- [Student Adds Schools to FAFSA® Form](#)
- [Student Submits a FAFSA® Correction to Homeless Determination](#)
- [Student Manages FAFSA® Contributors](#)
- [Parent Submits a Required FAFSA® Correction for Missing Consent and Approval](#)

Overview (1 of 4)

- The 2025–26 *Free Application for Federal Student Aid* (FAFSA®) Preview Presentation provides screenshots that financial aid professionals, mentors, and counselors can use as a guide for the 2025–26 online FAFSA form. The screenshots and information provided can be used to create and/or modify presentations for professional trainings and high school FAFSA completion nights.
- The screenshots are intended to show what the FAFSA form will look like and present a majority of the questions displayed on the FAFSA form.
- The 2025–26 version of the FAFSA form will become available by Dec. 1, 2024.

Dependent Student Invites Parent

Dependent Student FAFSA® Landing Page

This is the main FAFSA® landing page. On this page, students are directed to "Start New Form" or "Edit Existing Forms." For this section of the presentation, the student is beginning a new application.

Get Money To Help Pay for School
Use the Free Application for Federal Student Aid (FAFSA®) form to apply for financial aid for college, career school, or graduate school.

Start a 2025-26 FAFSA® Form
[Start New Form](#)

Edit a 2025-26 FAFSA® Form or Accept an Invitation
[Edit Existing Forms](#)

Need the 2024-25 FAFSA form?
[Start New Form](#) | [Edit Existing Forms](#)

Check FAFSA® Deadlines for the State You Live In
Some states and schools use information from the FAFSA® form to determine your eligibility for their grants, scholarships, and loans. Check your state's deadlines here!
Missing a state deadline doesn't impact your eligibility for federal student aid, so fill out your FAFSA form even if your state deadline has passed.

School Year: State of Residence: [Find Deadlines](#)
[View All FAFSA Deadlines](#)

Who should complete the FAFSA® form?
Any student, regardless of income, who wants to be considered for federal, state, and school financial aid programs. This includes grants, scholarships, work-study funds, and loans.

How long will it take?
It takes most people less than one hour to fill out the FAFSA form, including gathering any personal documents and financial information needed to complete it.

What do I need?

- Verified account username and password (FSA ID)
- Parent or spouse contributor name, date of birth, Social Security number, and email address
- Income and asset information (if required)

Dependent Student Log In

If the student selects "Start New Form" from the FAFSA® landing page and they are not logged in to StudentAid.gov, they are taken to the "Log In" page to enter their credentials. To access the FAFSA form, all students are required to have an FSA ID (StudentAid.gov account username and password). If the student doesn't have an FSA ID, they can select "Create an Account."

The screenshot shows the Federal Student Aid Log In page. At the top, there is a navigation bar with links for "Help Center", "Submit a Complaint", and "English | Español". Below this, the "FederalStudentAid" logo is displayed, followed by a menu with "FAFSA® Form", "Loans and Grants", "Loan Repayment", and "Loan Forgiveness". A "Log In | Create Account" link is also present. The main content area features a "Log In" section with a blue "Log In" button. Below the button are links for "Forgot My Username", "Forgot My Password", and "Create an Account". A "Help Me Log In to My Account" link is located at the bottom of the login section. The footer contains links for "Help Center", "Contact Us", "Site Feedback", "About Us", "Announcements", "Data Center", "Resources", and "Forms Library". The "FederalStudentAid" logo is also present in the footer, along with social media icons and a "Notices" link.

An official website of the United States government.

Help Center Submit a Complaint English | Español

FederalStudentAid AN OFFICE OF THE U.S. DEPARTMENT OF EDUCATION

FAFSA® Form Loans and Grants Loan Repayment Loan Forgiveness Log In | Create Account

Log In

Email, Phone, or FSA ID Username

test595011023

Password

Show Password

Log In

Forgot My Username Forgot My Password

Create an Account

Help Me Log In to My Account

Help Center | Contact Us | Site Feedback

About Us Announcements Data Center Resources Forms Library

FederalStudentAid AN OFFICE OF THE U.S. DEPARTMENT OF EDUCATION

Notices | usa.gov | vote.gov | ed.gov | Site Feedback

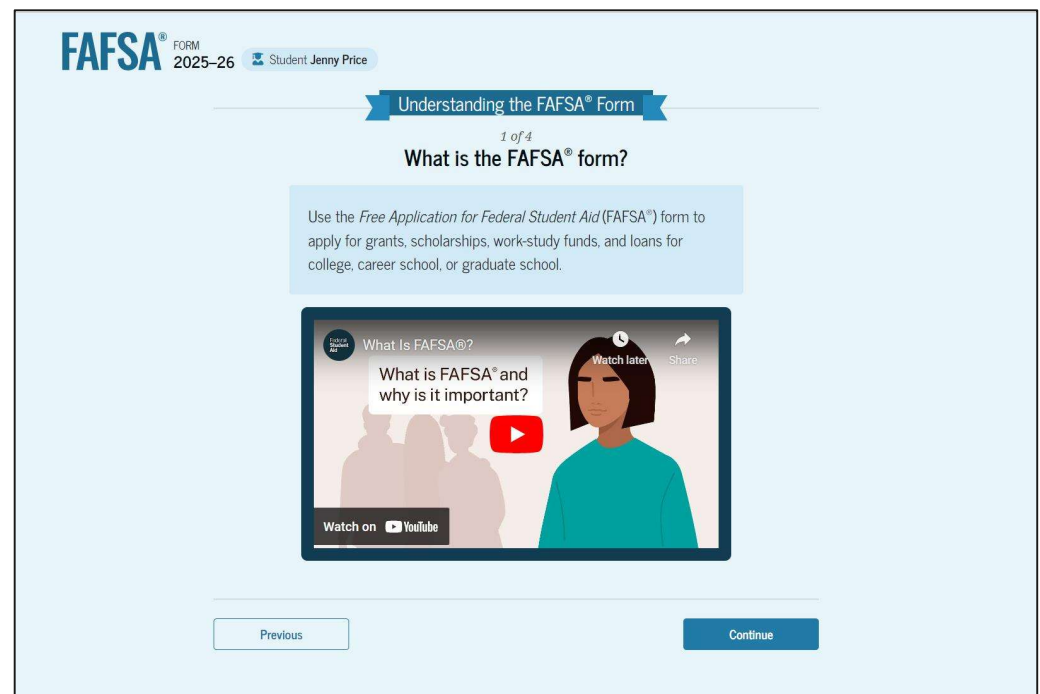
Dependent Student Roles

After logging in, the student can select the applicable role to fill out the FAFSA® form: "Student" or "Parent."
The student selects "Student."

The screenshot shows the FAFSA 2025-26 login interface. At the top, it says "FAFSA® FORM 2025-26". Below this is a banner with a blue background and white text that reads "Welcome, Brenda, to the FAFSA® Form". The banner is decorated with illustrations of hot air balloons. Below the banner, there is a green line followed by the text "I am starting the FAFSA form as a" and another green line. Underneath this, there are two buttons: "Student" with a blue radio button and a graduation cap icon, and "Parent" with a white radio button and a family icon. At the bottom, there are two buttons: "Previous" and "Continue".

Student Onboarding (1 of 4)

When the student starts the 2025–26 FAFSA® form for the first time, they are taken through the FAFSA onboarding process. The first onboarding page provides an introduction of the FAFSA form and an accompanying video.



Dependent Student Onboarding (2 of 4)

The second FAFSA® onboarding page provides information about contributors that may be required to participate in the student's FAFSA form, including an accompanying video that explains contributors, and information on how the student will invite them. Documents that may be needed to fill out the form are also included on this page.

FAFSA® FORM 2025-26 Student Jenny Price

Understanding the FAFSA® Form

2 of 4

Contributors to the FAFSA® Form

Who is a contributor on the 2024-25 FAFSA® form?

Watch later Share

Watch on YouTube

Parents or Spouses
Your answers on the FAFSA® form will determine if any contributors need to be identified. These contributors will complete their own sections of the form and are asked to provide personal and financial information, but they will not be financially responsible for the student's education.

How To Invite
Contributors will need to log in with their own FSA ID to provide their information. To invite a contributor to a FAFSA form, you'll need to provide their name, date of birth, Social Security number (if they have one), and email address.

Information or Documents You May Need

Previous Continue

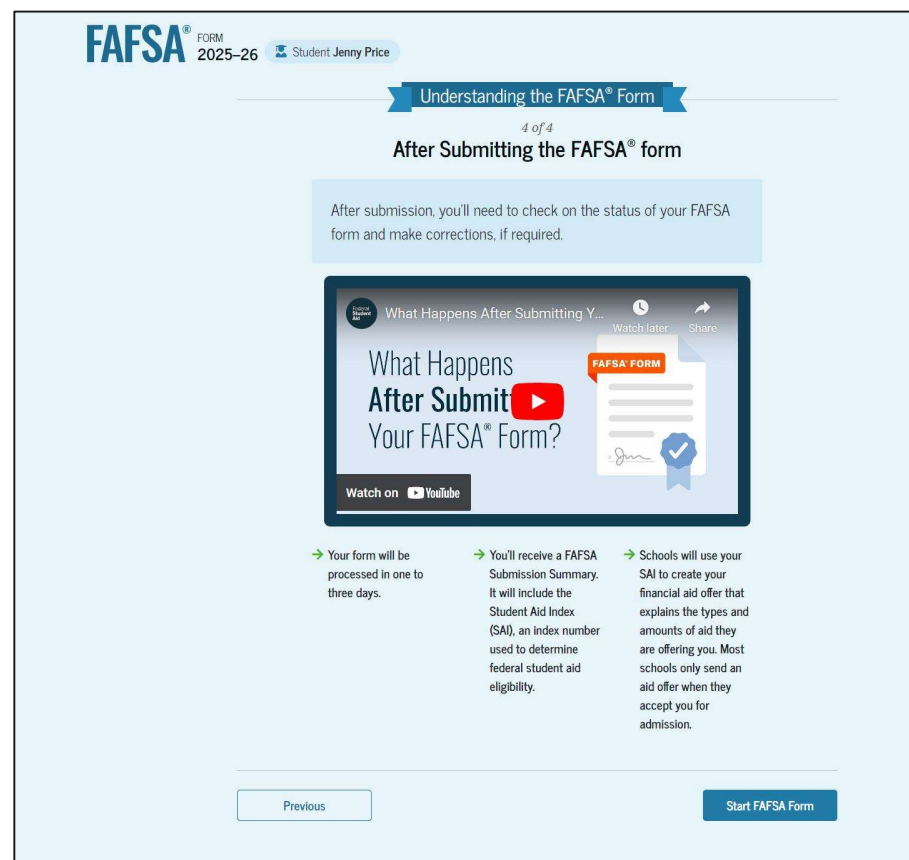
Dependent Student Onboarding (3 of 4)

The third FAFSA® onboarding page provides information about what the student can expect when completing their FAFSA form. This includes information about consent and approval, a time estimate for completing the form, and that they can save the form and return later if needed, along with an accompanying video.

The screenshot shows the FAFSA 2025-26 onboarding interface for a student named Jenny Price. The page is titled "Understanding the FAFSA Form" and is the 3rd of 4 steps. The current section is "What To Expect", which indicates it will take about 1 hour. The text explains that contributors must provide consent and approval for the student to be eligible for federal aid, and that the IRS can be used to automatically obtain federal tax information. It also mentions that the form can be saved and returned to later. A video player is embedded, showing a thumbnail for a video titled "What Does It Mean To Provide Consent and Approval on the 2024-25 FAFSA form?". At the bottom, there are "Previous" and "Continue" buttons.

Dependent Student Onboarding (4 of 4)

The last FAFSA® onboarding page provides information about what to expect once the FAFSA form is completed, submitted, and processed. On this page, the student can select "Start FAFSA Form" to begin.



Dependent Student Identity Information

This is the first page within the student section. The student can verify that their personal information is correct. To update any of the personal information, the student must access their Account Settings on StudentAid.gov.

The screenshot shows the FAFSA 'Student Identity Information' page for a student named Jenny E. Price. The page header includes the FAFSA logo, the form year '2025-26', and the student's name. A 'Save' button and a 'FAFSA Menu' link are in the top right. The main heading is 'Student Identity Information', followed by a instruction to 'Review the information below and verify that it's correct before moving forward.' The form contains the following fields: Name (Jenny E. Price), Date of Birth (12/20/2005), Social Security Number (***-**-8061), Email Address (599888061test@testcod.edu), and Mobile Phone Number ((555) 557-6022). A link to 'Account Settings' is provided for updates. The 'Permanent Mailing Address' section includes fields for the address (123 fake street), City (city), State (GA), Zip Code (30024), and Country (United States (US)). A 'Continue' button is at the bottom right.

Dependent Student State of Legal Residence

The student is asked about their state of legal residence. The student selects the state from a drop-down box and provides the month and year when they became a legal resident.

FAFSA[®] FORM 2025-26 Student Jenny Price

Save | FAFSA Menu

Student State of Legal Residence

State ⓘ

Georgia (GA)

Date the Student Became a Legal Resident of Georgia (GA)

Month Year ⓘ

01 2008

Previous Continue

Dependent Student Provides Consent and Approval

This page informs the student about consent, approval, and the use of their federal tax information. By providing consent and approval, the student's federal tax information is transferred directly into the FAFSA® form from the IRS to help complete the "Student Financials" section.

FAFSA® FORM 2025-26 Student: Jenny Price
Save FAFSA Memo

Provide Consent and Approval or You Won't Be Eligible for Federal Student Aid

Summary

Your consent and approval are needed to retrieve and disclose federal tax information. With your consent and approval, we can obtain tax return information automatically from the IRS to help you complete the FAFSA® form. If you don't provide consent and approval, you will not be eligible for federal student aid, including grants and loans. You must provide consent and approval even if you didn't file a U.S. federal tax return or any tax return.

- Get your 2023 tax return information for the 2025-26 FAFSA form.
- Federal tax information is used to determine your eligibility for federal student aid.
- Tax return information is required to complete the FAFSA form.

By accepting below, I consent to the disclosure of information about me, as described below, and further affirmatively approve of the receipt and use of my federal tax information and to the U.S. Department of Education (ED)'s redisclosure of my federal tax information, as described below. By accepting below, I consent to and affirmatively approve of, as applicable, the following:

- ED may disclose my Social Security number/Individual Taxpayer Identification Number, last name, date of birth, unique identifier, the tax year for which federal tax information is required, and the date and timestamp of my approval for the use of my federal tax information in determining eligibility by ED for which approval is provided to the U.S. Department of the Treasury, Internal Revenue Service (IRS). I understand that in response to such a request from ED, the IRS shall then disclose my federal tax information to "authorized persons" (i.e., specifically designated officers and employees of ED and its contractors (as defined in 26 U.S.C. § 6103(d)(13)(E))) for the purpose of determining eligibility for and the amount of federal student aid under a program authorized under subpart 1 of part A, part C, or part D of Title IV of the Higher Education Act of 1965, as amended, for myself or an applicant for federal student aid who has requested that I share my federal tax information on their Free Application for Federal Student Aid (FAFSA®) form.
- Authorized persons at ED and its contractors (as defined in 26 U.S.C. § 6103(d)(13)(E)) may use my federal tax information for the purpose of determining the eligibility for and amount of federal student aid under a program authorized under subpart 1 of part A, part C, or part D of Title IV of the Higher Education Act of 1965, as amended, for myself or a FAFSA applicant who has requested that I share my federal tax information on the FAFSA form.
- ED may redisclose my federal tax information received from the IRS pursuant to 26 U.S.C. § 6103(d)(13)(D)(iii) to the following entities solely for the use in the application, award, and administration of financial aid:
 - Institutions of higher education participating in the federal student aid programs authorized under subpart 1 of part A, part C, or part D of Title IV of the Higher Education Act of 1965, as amended
 - State higher education agencies
 - Scholarship organizations designated prior to Dec. 19, 2019, by the secretary of education
 - Contractors of institutions of higher education and state higher education agencies to administer aspects of the institution's or state agency's activities for the application, award, and administration of such financial aid

Dependent Student Provides Consent and Approval (Continued)

This is a continuation of the consent and approval page. Frequently asked questions about consent and approval are also provided that the student can expand and collapse. The student selects "Approve" to provide consent and approval, and they are taken to the next page.

4. ED may redisclose my federal tax information to another FAFSA applicant's FAFSA form(s) for which I elect to participate. By accepting an invitation and affirmation to participate in another individual's FAFSA form, my federal tax information will be redisclosed to the additional application. I understand that I may decline an invitation to participate, which will prevent the transfer of my federal tax information to that FAFSA form.

By consenting and providing my affirmative approval, I further understand the following:

1. My consent and affirmative approval are required, as a condition of my eligibility or the eligibility of a FAFSA applicant who has requested that I share my federal tax information on their FAFSA form, for federal student aid under a program authorized under subpart 1 of part A, part C, or part D of Title IV of the Higher Education Act of 1965, as amended, even if I did not file a U.S. federal tax return.
2. I am providing my written consent for the redisclosure of my federal tax information by ED to include, but not limited to, institutions of higher education, state higher education agencies, designated scholarship organizations, their respective contractors and auditors, other family members participating in the FAFSA form, Office of Inspector General, under 26 U.S.C. § 6103(d) (13)(D), and with my further express written consent obtained by an institution of higher education, the redisclosure of FAFSA information pursuant to the terms and conditions of 20 U.S.C. § 1098h(c).
3. Any federal tax information received from the IRS at a later date shall supersede any manually entered financial or income information on the FAFSA form.
4. ED may request updated federal tax information from the IRS once my consent and approval are provided. If federal tax information has changed (e.g., amended tax return filed with revised information), then eligibility for and amounts of federal, state, and institutional financial aid may change.
5. If I do not consent to the redisclosure of my federal tax information to institutions of higher education, state higher education agencies, designated scholarship organizations, and their respective contractors, ED will be unable to calculate my eligibility for federal student aid or the eligibility of a FAFSA applicant who has requested that I share my federal tax information on their FAFSA form.

By accepting below, I consent electronically to the use of my StudentAid.gov account username and password (SA ID) as my signature and certify under penalty of perjury under the laws of the United States of America, that the foregoing is true and correct. I understand that any falsification of this statement is punishable under the provisions of 18 U.S.C. § 1001 by a fine, imprisonment of not more than five years, or both, and that the knowing and willful request for or acquisition of records pertaining to an individual under false pretenses is a criminal offense under the Privacy Act of 1974, subject to a fine of not more than \$5,000 fine (5 U.S.C. § 552(a)(3)). By accepting and submitting my part of the FAFSA, my execution (including date and time) of consent and approval will be logged in ED's Person Authentication Service System of Record (18-11-12).

Frequently Asked Questions

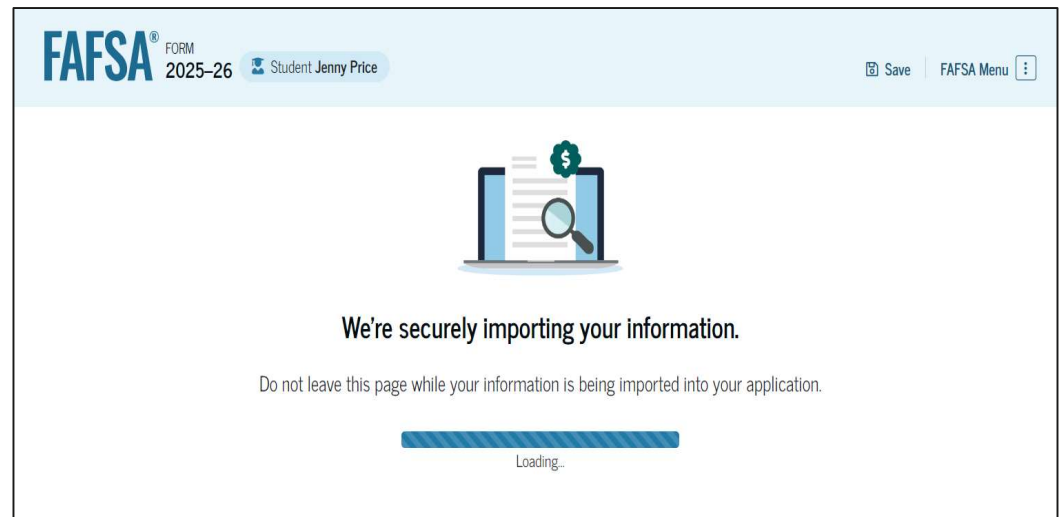
- Who should provide consent and approval?
- If I'm married and didn't file a joint tax return with my current spouse, does my spouse have to provide consent and approval for you to access their tax information?
- What happens after I provide consent and approval?
- What happens if I decline consent and approval?

Select "Approve" to provide consent and approval for the use of your federal tax information to determine your eligibility for federal student aid. If you select "Decline," you will not be eligible for federal student aid.

Previous Decline Approve

Dependent Student Imports IRS Information

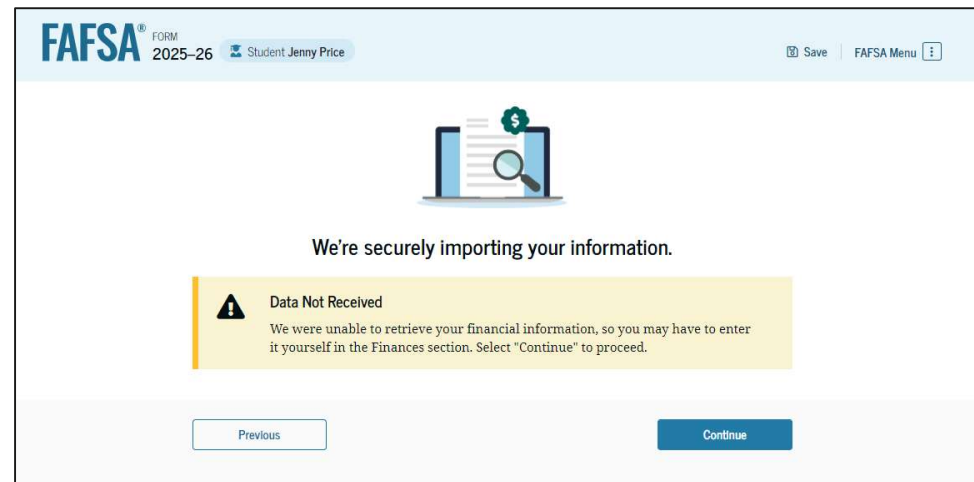
This page imports the student's federal tax information by directly transferring it into the FAFSA® form from the IRS to help complete the "Student Financials" section.



The screenshot shows the FAFSA 2025-26 application interface. At the top, the header includes the FAFSA logo, the text "FORM 2025-26", the user name "Student Jenny Price", and buttons for "Save" and "FAFSA Menu". The main content area features an illustration of a laptop with a magnifying glass and a dollar sign, symbolizing tax information. Below the illustration, the text reads: "We're securely importing your information." followed by "Do not leave this page while your information is being imported into your application." A blue progress bar is shown with the text "Loading_" underneath it.

Dependent Student Imports IRS Information (Continued)

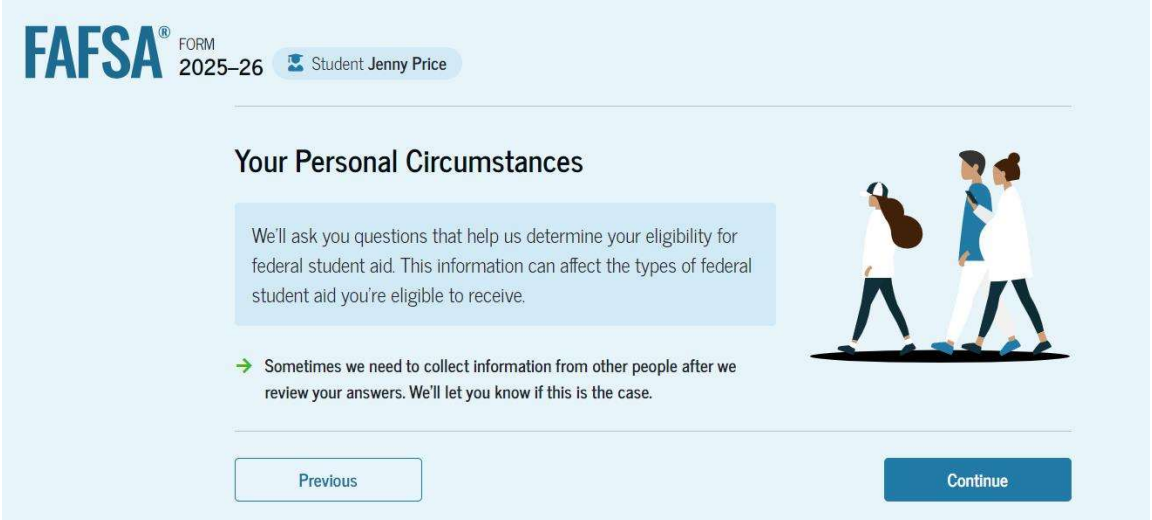
This page displays the results from the IRS import for the student. For this scenario, the student is starting a new FAFSA® form and there is no federal tax information available from the IRS.



The screenshot shows the FAFSA 2025-26 interface for Student Jenny Price. The header includes the FAFSA logo, the form year (2025-26), the student's name, and links for 'Save' and 'FAFSA Menu'. The main content area features an illustration of a laptop with a magnifying glass and a dollar sign. Below this, a message states: 'We're securely importing your information.' A yellow warning box with an exclamation mark icon contains the text: 'Data Not Received. We were unable to retrieve your financial information, so you may have to enter it yourself in the Finances section. Select "Continue" to proceed.' At the bottom, there are two buttons: 'Previous' and 'Continue'.

Dependent Student Personal Circumstances

This is the first page within the "Student Personal Circumstances" section. It provides an overview of the section.



The screenshot shows the FAFSA 2025-26 interface for Student Jenny Price. The page title is "Your Personal Circumstances". A light blue box contains the text: "We'll ask you questions that help us determine your eligibility for federal student aid. This information can affect the types of federal student aid you're eligible to receive." Below this, a green arrow points to the text: "Sometimes we need to collect information from other people after we review your answers. We'll let you know if this is the case." At the bottom, there are two buttons: "Previous" and "Continue". An illustration of three people walking is on the right side of the page.

Dependent Student Marital Status

The student is asked about their marital status. The student selects the "Single (never married)" option.

The screenshot shows the FAFSA 2025-26 form for Student Jenny Price. The progress bar at the top indicates the following steps: 1. Personal Circumstances (current), 2. Demographics, 3. Financials, 4. Colleges, and 5. Signature. The 'Student Current Marital Status' section is displayed with the following options:

- ☒ Single (never married)
- ☐ Married (not separated)
- ☐ Remarried
- ☐ Separated
- ☐ Divorced
- ☐ Widowed

At the bottom of the form, there are two buttons: 'Previous' and 'Continue'.

Dependent Student College or Career School Plans

The student is asked about their college grade level for the 2025–26 school year and if they will have their first bachelor's degree. The student selects that they will be a "First year (freshman)" and that they will not have their first bachelor's degree.

The screenshot shows the FAFSA 2025-26 form for Student Jenny Price. The progress bar at the top indicates the current step is 'Colleges' (4), with previous steps being 'Personal Circumstances' (1), 'Demographics' (2), 'Financials' (3), and 'Signature' (5). The section title is 'Student College or Career School Plans'. The first question is 'When the student begins the 2025–26 school year, what will their college grade level be?'. The options are: 'First year (freshman)' (selected), 'Second year (sophomore)', 'Other undergraduate (junior and beyond)', and 'Master's or doctorate program (such as, M.A., MBA, M.D., J.D., Ph.D., Ed.D., etc.)'. The second question is 'When the student begins the 2025–26 school year, will they already have their first bachelor's degree?'. The options are 'Yes' and 'No' (selected). At the bottom are 'Previous' and 'Continue' buttons.

FAFSA[®] FORM 2025–26 Student Jenny Price Save FAFSA Menu

1 Personal Circumstances 2 Demographics 3 Financials 4 Colleges 5 Signature

Student College or Career School Plans

When the student begins the 2025–26 school year, what will their college grade level be? ⓘ

☒ First year (freshman)

☐ Second year (sophomore)

☐ Other undergraduate (junior and beyond)

☐ Master's or doctorate program (such as, M.A., MBA, M.D., J.D., Ph.D., Ed.D., etc.)

When the student begins the 2025–26 school year, will they already have their first bachelor's degree? ⓘ

☐ Yes ☒ No

Previous Continue

Dependent Student Personal Circumstances

The student is asked if any of the listed personal circumstances apply to them.
The student selects "None of these apply."

The screenshot shows the FAFSA 2025-26 form for Student Jenny Price. The progress bar at the top indicates the following steps: 1. Personal Circumstances (current), 2. Demographics, 3. Financials, 4. Colleges, and 5. Signature. The 'Student Personal Circumstances' section asks the student to select all that apply from a list of eight options. The options are: 'The student is currently serving on active duty in the U.S. armed forces for purposes other than training.', 'The student is a veteran of the U.S. armed forces.', 'The student has children or other people (excluding their spouse) who live with them and receive more than half of their support from the student now and between July 1, 2025, and June 30, 2026.', 'At any time since the student turned 13, they were an orphan (no living biological or adoptive parent).', 'At any time since the student turned 13, they were a ward of the court.', 'At any time since the student turned 13, they were in foster care.', 'The student is or was a legally emancipated minor, as determined by a court in their state of residence.', and 'The student is or was in a legal guardianship with someone other than their parent or stepparent, as determined by a court in their state of residence.' The 'None of these apply.' option is selected with a checkmark. At the bottom of the form, there are 'Previous' and 'Continue' buttons.

Dependent Student Homelessness

The student is asked if they were homeless or at risk of being homeless. The student selects "No."

The screenshot shows the FAFSA 2025-26 interface for Student Jenny Price. The progress bar at the top indicates five steps: 1. Personal Circumstances (active), 2. Demographics, 3. Financials, 4. Colleges, and 5. Signature. The main heading is "Student Homelessness". Below it, the question is: "At any time on or after July 1, 2024, was the student unaccompanied and either (1) homeless or (2) self-supporting and at risk of being homeless? ⓘ". There are two radio button options: "Yes" (unselected) and "No" (selected). At the bottom, there are "Previous" and "Continue" buttons.

FAFSA[®] FORM 2025-26 Student Jenny Price Save FAFSA Menu

1 Personal Circumstances 2 Demographics 3 Financials 4 Colleges 5 Signature

Student Homelessness

At any time on or after July 1, 2024, was the student unaccompanied and either (1) homeless or (2) self-supporting and at risk of being homeless? ⓘ

☐ Yes ☒ No

Previous Continue

Dependent Student Unusual Circumstances

The student is asked if unusual circumstances prevent them from contacting their parent(s). The student selects "No."

FAFSA® FORM 2025-26 Student Jenny Price

Save | FAFSA Menu

1 Personal Circumstances 2 Demographics 3 Financials 4 Colleges 5 Signature

Student Unusual Circumstances

This information will help us evaluate the student's ability to pay for school.

Do unusual circumstances prevent the student from contacting their parents or would contacting their parents pose a risk to the student? ⓘ

A student may be experiencing unusual circumstances if they

- left home due to an abusive or threatening environment;
- are abandoned by or estranged from their parents;
- have refugee or asylee status and are separated from their parents, or their parents are displaced in a foreign country;
- are a victim of human trafficking;
- are incarcerated, or their parents are incarcerated and contact with the parents would pose a risk to the student; or
- are otherwise unable to contact or locate their parents.

If the student's circumstances resulted in not having a safe and stable place to live, they may be considered a homeless youth and should review the answer to the previous question about being unaccompanied and homeless.

☐ Yes ☒ No

Previous Continue

Student Dependency Status: Dependent Student

Based on the answers provided by the student, they are considered a dependent student. The student is asked if they want a financial aid administrator to determine their eligibility for a Direct Unsubsidized Loan only. This is an option if the student's parents are unwilling to provide information. The student selects "No," and if the student had selected "Yes," a modal would appear to warn them about missing out on other potential federal student aid.

FAFSA® FORM 2025-26 Student Jenny Price Save FAFSA Menu

1 Personal Circumstances 2 Demographics 3 Financials 4 Colleges 5 Signature

Your Dependency Status

Dependent Student
Based on your answers, you're a dependent student. This means you must provide parent information on your FAFSA® form. This information helps determine how much federal student aid you're eligible to receive.

Direct Unsubsidized Loan Only

Are the student's parents refusing to provide their information on this FAFSA® form? ⓘ

This response must be "No" for the student to be considered for Federal Pell Grant eligibility and most other types of federal student aid.

☐ Yes ☒ No

Previous Continue

Dependent Student: Tell Us About Your Parents

As the student is considered dependent, they are asked to provide information about their parents. The FAFSA® form considers their “parent” to be their legal (biological or adoptive) parent. The student is asked if their parents are married. The student selects "Yes" and is instructed to provide information about both their parents on the FAFSA form.

The screenshot displays the FAFSA 2025-26 form for Student Jenny Price. The progress bar at the top indicates five steps: 1. Personal Circumstances, 2. Demographics, 3. Financials, 4. Colleges, and 5. Signature. The current step is 'Tell Us About the Student's Parents'. A green box explains that the 'parent' is the student's legal (biological or adoptive) parent. Below this, a question asks 'Are the parents married to each other?' with two radio button options: 'Yes' (selected) and 'No'. A blue box titled 'Provide Information for Both Parents' states that based on previous answers, the student needs to provide information about both parents and can invite them to complete their sections. At the bottom, there are 'Previous' and 'Continue' buttons.

Dependent Student Invites Parents to FAFSA® Form

The student is asked to enter personal information about their parents in order to send them an invite to their FAFSA® form. In this scenario, the student invites one parent.

FAFSA® FORM 2025-26 Student Jenny Price

Save FAFSA Menu

1 Personal Circumstances 2 Demographics 3 Financials 4 Colleges 5 Signature

Invite Parent(s) to This FAFSA® Form

We Need Information for Your Parent(s) Now

Based on your answers in the previous section, you'll need to provide information about both of your parents on your FAFSA® form. This doesn't make them financially responsible for your education. You can invite one or both of your parents to your form now and have them complete their required sections.

Enter information about your parent(s) identified on the prior page, and we'll send an email on your behalf.

If they already have a StudentAid.gov account username and password (FSA ID), the information entered here must exactly match that account.

IMPORTANT: If your contributor doesn't have a Social Security number, you may encounter an issue that impacts your ability to add them to your form. If you receive this error, review the [guidance and recommended workaround](#) and try again.

Use the email address that is most likely to reach your contributor. Unlike the other information provided, the email address doesn't need to match the email associated with their StudentAid.gov account.

Parent

First Name ①

Mark

Last Name ①

Price

Parent Spouse or Partner
Optional

First Name ①

Last Name ①

Date of Birth ②

Month Day Year

01 01 1980

Social Security Number (SSN) ②

***-**-8744 SHOW SSN

☐ My parent doesn't have an SSN. **Checking this box when your parent does have an SSN may delay processing of your FAFSA form.**

Email Address ②

brianprice@gmail.com

Confirm Email Address ②

brianprice@gmail.com

Send Invite

Date of Birth ②

Month Day Year

Social Security Number (SSN) ②

My parent doesn't have an SSN. **Checking this box when your parent does have an SSN may delay processing of your FAFSA form.**

Email Address ②

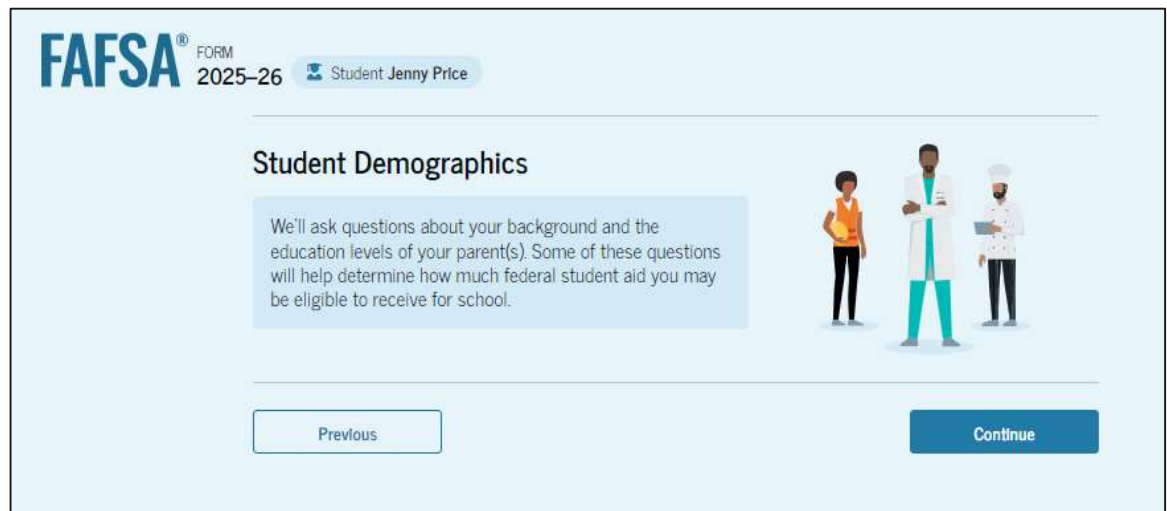
Confirm Email Address ②

Send Invite

Previous

Introduction: Dependent Student Demographics

This is the first page within the "Student Demographics" section. It provides an overview of the section.



The screenshot shows the FAFSA 2025-26 interface. At the top left is the FAFSA logo with "FORM 2025-26" and a user profile for "Student Jenny Price". The main heading is "Student Demographics". Below it, a text box explains that questions about background and parent education levels will determine federal aid eligibility. To the right is an illustration of three diverse people. At the bottom are "Previous" and "Continue" buttons.

FAFSA[®] FORM 2025-26 Student Jenny Price

Student Demographics

We'll ask questions about your background and the education levels of your parent(s). Some of these questions will help determine how much federal student aid you may be eligible to receive for school.

Previous Continue

Dependent Student Demographic Information

The student is asked about their gender identity. The student selects “Prefer not to answer.”

FAFSA[®] FORM 2025-26 Student Jenny Price

Save | FAFSA Menu

1 Personal Circumstances 2 Demographics 3 Financials 4 Colleges 5 Signature

Student Demographic Information

Questions Used for Research Purposes Only and Do Not Affect Federal Student Aid Eligibility

Your answers will not

- affect the student's eligibility for federal student aid,
- be used in any calculations, or
- be shared with the schools to which the student applies.

What is the student's gender? ⓘ

☐ Male

☐ Female

☐ Nonbinary

☒ Prefer not to answer

Previous Continue

Dependent Student Race and Ethnicity

The student is asked if they are of Hispanic, Latino, or Spanish origin. The student selects the checkboxes that apply to them.

FAFSA FORM 2025-26 Student Jenny Price Save FAFSA Menu

Personal Circumstances Demographics Financials Colleges Signature

Student Race and Ethnicity ^①

Questions Used for Research Purposes Only and Do Not Affect Federal Student Aid Eligibility

Your answers will not

- affect the student's eligibility for federal student aid,
- be used in any calculations, or
- be shared with the schools to which the student applies.

Is the student of Hispanic, Latino, or Spanish origin?
Select all that apply.

☐ No, not of Hispanic, Latino, or Spanish origin

☐ Yes, Mexican, Mexican American, or Chicano

☐ Yes, Puerto Rican

☐ Yes, Cuban

☐ Yes, another Hispanic, Latino, or Spanish origin

☒ Prefer not to answer

Dependent Student Race and Ethnicity (Continued)

This is a continuation of the student race and ethnicity page. The student is asked to identify their race. The student selects the checkboxes that apply to them.

What is the student's race?
Select all that apply.

☒ White

☐ German

☐ Irish

☐ English

☐ Italian

☐ Polish

☐ French

Other White (for example, Lebanese, Egyptian, Iranian, etc.)—Don't enter commas.

☐ Black or African American

☐ Asian

☐ American Indian or Alaska Native

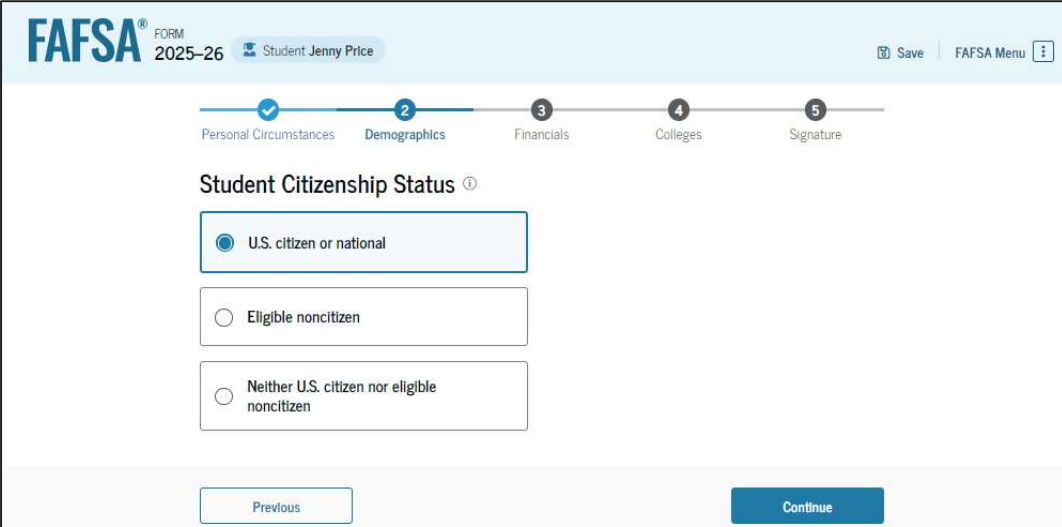
☐ Native Hawaiian or Other Pacific Islander

☐ Prefer not to answer

[Previous](#) [Continue](#)

Dependent Student Citizenship Status

The student is asked about their citizenship status. The student selects the "U.S. citizen or national" option.



The screenshot shows the FAFSA 2025-26 application interface for Student Jenny Price. The progress bar at the top indicates the following steps: 1. Personal Circumstances (completed), 2. Demographics (current step), 3. Financials, 4. Colleges, and 5. Signature. The 'Student Citizenship Status' section is displayed with three radio button options: 'U.S. citizen or national' (selected), 'Eligible noncitizen', and 'Neither U.S. citizen nor eligible noncitizen'. At the bottom, there are 'Previous' and 'Continue' buttons.

FAFSA[®] FORM 2025-26 Student Jenny Price Save FAFSA Menu

1 Personal Circumstances 2 Demographics 3 Financials 4 Colleges 5 Signature

Student Citizenship Status ⓘ

☒ U.S. citizen or national

☐ Eligible noncitizen

☐ Neither U.S. citizen nor eligible noncitizen

Previous Continue

Dependent Student's Parent Education Status

The student is asked about their parents' education status. The student selects the "Neither parent attended college" option.

The screenshot shows the FAFSA 2025-26 form for Student Jenny Price. The progress bar at the top indicates the following steps: 1. Personal Circumstances (completed), 2. Demographics (current step), 3. Financials, 4. Colleges, and 5. Signature. The "Parent Education Status" section asks, "Did either of the student's parents attend college or complete college?" with four radio button options: "Neither parent attended college" (selected), "One or both parents attended college, but neither parent completed college", "One or both parents completed college", and "Don't know". At the bottom, there are "Previous" and "Continue" buttons.

Dependent Student's Parent Killed in Line of Duty

The student is asked if their parent was killed in the line of duty. The student selects the "No" option.

The screenshot shows the FAFSA 2025-26 application interface for Student Jenny Price. The progress bar at the top indicates the following steps: 1. Personal Circumstances (completed), 2. Demographics (current step), 3. Financials, 4. Colleges, and 5. Signature. The question being asked is: "Was the student's parent or guardian killed in the line of duty while either (1) serving on active duty as a member of the U.S. armed forces on or after the events of 9/11, or (2) performing official duties as a public safety officer? ⓘ". Below the question, there are two radio button options: "Yes" and "No". The "No" option is selected. A note below the options states: "Public safety officers include law enforcement officers, firefighters, and emergency service workers." At the bottom of the form, there are "Previous" and "Continue" buttons.

Dependent Student High School Completion Status

The student is asked about what their high school completion status will be when they start the 2025–26 school year. The student selects the "High school diploma" option.

The screenshot shows the FAFSA 2025-26 form for Student Jenny Price. The progress bar at the top indicates the following steps: 1. Personal Circumstances (completed), 2. Demographics (current step), 3. Financials, 4. Colleges, and 5. Signature. The 'Student High School Completion Status' section asks: 'What will the student's high school completion status be at the beginning of the 2025–26 school year?'. There are four radio button options: 'High school diploma' (selected), 'State-recognized high school equivalent (e.g., GED certificate)', 'Homeschooled', and 'None of the above'. At the bottom, there are 'Previous' and 'Continue' buttons.

Dependent Student High School Information

The student is asked which high school they did or will graduate from. The student enters their high school's state and city. After selecting "Search," they select the correct high school from the search results.

FAFSA® FORM 2025-26 Student Jenny Price Save FAFSA Menu

1 Personal Circumstances 2 Demographics 3 Financials 4 Colleges 5 Signature

Student High School Information

From what high school did or will the student graduate? ⓘ

State
Georgia (GA)

City
Suwanee

High School Name - optional
north.gwinnett high schd x

North Gwinnett High School

Previous Continue

FAFSA® FORM 2025-26 Student Jenny Price Save FAFSA Menu

1 Personal Circumstances 2 Demographics 3 Financials 4 Colleges 5 Signature

Student High School Information

From what high school did or will the student graduate? ⓘ

State
Georgia (GA)

City
Suwanee

High School Name - optional
North Gwinnett High School

North Gwinnett High School
Suwanee, Georgia (GA)

Search Again

Previous Continue

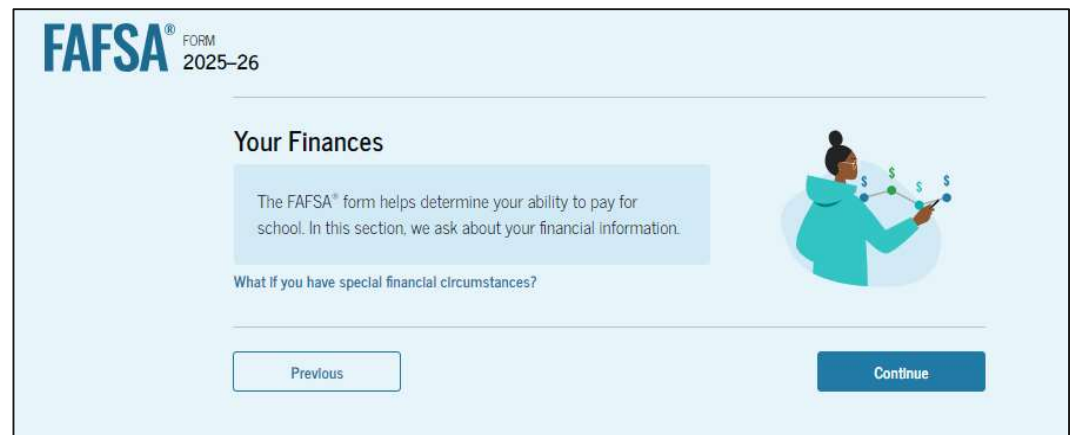
Dependent Student Confirms High School

The student has the option to edit the high school information presented on this page by selecting "Edit," which will return them to the high school information page. The student confirms their high school information and selects "Continue" to proceed to the next section.

The screenshot shows the FAFSA 2025-26 interface for Student Jenny Price. At the top, a progress bar indicates five steps: 1. Personal Circumstances (checked), 2. Demographics, 3. Financials, 4. Colleges, and 5. Signature. The current step is 'Confirm Your High School'. Below the title, a message states: 'Verify that your high school information below is correct. Once you're ready, select "Continue" and we'll add it to your FAFSA® form.' The form fields are: High School Name (North Gwinnett High School), City (Suwanee), and State (GA). Each field has an 'Edit' link with a pencil icon. At the bottom, there are 'Previous' and 'Continue' buttons.

Introduction: Dependent Student Financials

This is the first page within the "Student Financials" section. It provides an overview of the section. The student can select the hyperlink if they want to learn about special financial circumstances.



The screenshot displays the FAFSA 2025-26 interface. At the top left, the logo reads "FAFSA® FORM 2025-26". The main heading is "Your Finances". Below this, a light blue box contains the text: "The FAFSA® form helps determine your ability to pay for school. In this section, we ask about your financial information." To the right of this box is an illustration of a person in a teal hoodie pointing at a network of nodes and lines, with dollar signs floating nearby. Below the light blue box, the text "What if you have special financial circumstances?" is followed by a blue hyperlink. At the bottom, there are two buttons: a light blue "Previous" button on the left and a dark blue "Continue" button on the right.

Dependent Student Tax Filing Status

The student is asked about their tax filing status. The student selects "Yes" to "Did or will the student file a 2023 IRS Form 1040 or 1040-NR?"

The screenshot shows the FAFSA 2025-26 interface for Student Jenny Price. The progress bar indicates the following steps: Personal Circumstances (1), Demographics (2), Financials (3), Colleges (4), and Signature (5). The current step is Financials, specifically the "Student Tax Filing Status" section. The question is "Did or will the student file a 2023 IRS Form 1040 or 1040-NR?". The "Yes" radio button is selected, and the "No" radio button is unselected. At the bottom, there are "Previous" and "Continue" buttons.

FAFSA[®] FORM 2025-26 Student Jenny Price Save FAFSA Menu

1 Personal Circumstances 2 Demographics 3 Financials 4 Colleges 5 Signature

Student Tax Filing Status

Did or will the student file a 2023 IRS Form 1040 or 1040-NR? ⓘ

☒ Yes ☐ No

Previous Continue

Dependent Student Tax Return Information

The student is asked about their 2023 tax return. The student selects "Single" as their filing status.

The screenshot shows the FAFSA 2025-26 form for Student Jenny Price. The progress bar at the top indicates the following steps: Personal Circumstances (1), Demographics (2), Financials (3), Colleges (4), and Signature (5). The current section is "Student 2023 Tax Return Information".

Below the section title, there is a green box with the following text: "Refer to the student's 2023 tax return to answer the following questions. If the answer is zero or the question does not apply, enter 0."

Below the green box, there is a link: "Where to find this information on the tax form".

The "Filing Status" section has five radio button options:

- ☒ Single
- ☐ Head of household
- ☐ Married filing jointly
- ☐ Married filing separately
- ☐ Qualifying surviving spouse

The "Income Earned From Work" section has a text input field with a dollar sign and a decimal field set to .00.

The "Tax Exempt Interest Income" section has a text input field with a dollar sign and a decimal field set to .00.

The "Untaxed Portions of IRA Distributions" section has a text input field with a dollar sign and a decimal field set to .00.

Untaxed Portions of Pensions	<div style="border: 1px solid black; padding: 2px;">\$ </div>	0	.00	
<hr/>				
Adjusted Gross Income	<div style="border: 1px solid black; padding: 2px;">\$ </div>	500	.00	
<hr/>				
Income Tax Paid	<div style="border: 1px solid black; padding: 2px;">\$ </div>	\$0	.00	
<hr/>				
IRA Deductions and Payments to Self-Employed SEP, SIMPLE, and Qualified Plans	<div style="border: 1px solid black; padding: 2px;">\$ </div>	0	.00	
<hr/>				
Education Credits (American Opportunity Tax Credit and Lifetime Learning Tax Credit)	<div style="border: 1px solid black; padding: 2px;">\$ </div>	0	.00	
<hr/>				
Amount of College Grants, Scholarships, or AmeriCorps Benefits Reported as Income to the IRS	<i>The student paid taxes on these grants, scholarships, or benefits. These usually apply to those completing their FAFSA® form again, not to first-time applicants. If married, include the amount the student's spouse received.</i>			
	<div style="border: 1px solid black; padding: 2px;">\$ </div>	0	.00	①
<hr/>				
Foreign Earned Income Exclusion	<div style="border: 1px solid black; padding: 2px;">\$ </div>	0	.00	①

Previous

Continue

Dependent Student Assets

The student is asked about their assets.
The student enters a response in each entry field.

The screenshot shows the FAFSA 2025-26 application for Student Jenny Price. The progress bar indicates the following steps: Personal Circumstances (1), Demographics (2), Financials (3), Colleges (4), and Signature (5). The current step is Financials, specifically the Student Assets section.

Student Assets

Current Total of Cash, Savings, and Checking Accounts
Don't include student aid.
 \$.00 ⓘ

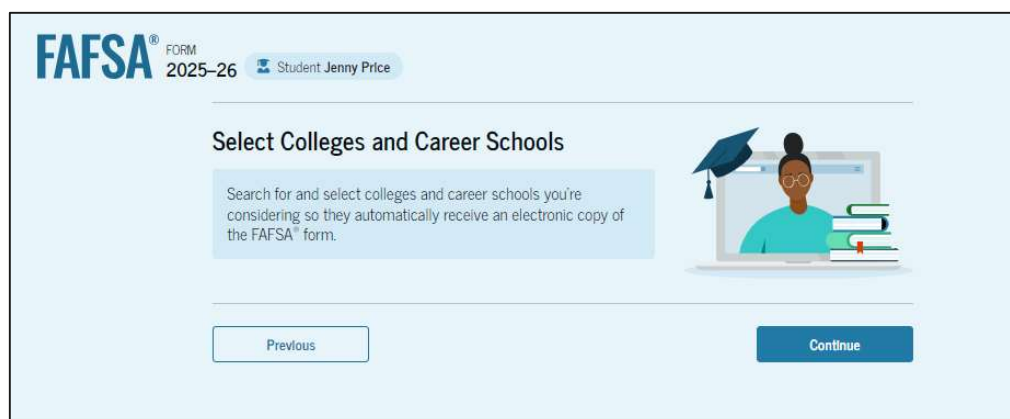
Current Net Worth of Investments, Including Real Estate
Don't include the home the student lives in. Net worth is the value of the investments minus any debts owed against them.
 \$.00 ⓘ

Current Net Worth of Businesses and Investment Farms
Enter the net worth of the student's businesses and for-profit agricultural operations. Net worth is the value of the businesses and farms minus any debts owed against them.
 \$.00 ⓘ

Navigation buttons: Previous, Continue

Introduction: Dependent Student Select Colleges

This is the first page in the "Select Colleges and Career Schools" section, which is the final part of the FAFSA® form's student section to require information. It provides an overview of the section.



The screenshot shows the FAFSA 2025-26 interface for a student named Jenny Price. The header includes the FAFSA logo, the text 'FORM 2025-26', and the student's name. The main heading is 'Select Colleges and Career Schools'. Below this, a text box explains: 'Search for and select colleges and career schools you're considering so they automatically receive an electronic copy of the FAFSA® form.' To the right of the text is an illustration of a person wearing a graduation cap and glasses, sitting at a desk with books. At the bottom, there are two buttons: 'Previous' and 'Continue'.

Dependent Student College Search

The student is asked to search for the colleges and/or career schools they would like to receive their FAFSA® information. The student searches for a school by entering a state, city, and/or school name and selecting "Search." If the student can't find a school searching by school name or state, they can search by school code. The student must add at least one college or career school to continue.

The screenshot shows the FAFSA 2025-26 'Colleges' step for Student Jenny Price. The progress bar indicates steps 1 through 5, with 'Colleges' being the current step. The main heading is 'Where should we send the FAFSA® information?' followed by the instruction 'Search and select colleges and career schools.' Below this, a note states: 'If you can't find your school when searching by school name or state, try searching by School Code.' A sub-note explains: 'You must add at least one college or career school to the FAFSA® form. You can add up to 20 schools. Make sure to list all the schools you're considering, even if you're not certain you'll apply to all of them. You can add or delete schools on your FAFSA form later. [Find tips for searching for colleges or career schools.](#)' The interface shows '0 out of 20 schools selected' and a 'View Selected Schools' link. There are two search tabs: 'Search by School Name' (selected) and 'Search by School Code'. Under 'Search by School Name', there is a 'State' dropdown menu with 'cal' entered, showing a list with 'California (CA)' selected. Below this is a 'School Name - optional' text input field. A blue 'Search' button is at the bottom of the search section. At the very bottom of the form, there are 'Previous' and 'Continue' buttons.

Dependent Student College Search (Continued)

After entering a school's state, city, and/or school name and selecting "Search," the student selects the correct school(s) from the search results. Students can send their FAFSA® information to a maximum of 20 schools.

Concorde Career Institute San Diego, California (CA)	Federal School Code 007930	+ Select
Point Loma Nazarene University San Diego, California (CA)	Federal School Code 001262	+ Select
Pacific College of Oriental Med San Diego, California (CA)	Federal School Code 030277	+ Select
Thomas Jefferson School of Law San Diego, California (CA)	Federal School Code 013780	+ Select
National University San Diego, California (CA)	Federal School Code 011460	✓ Selected
Design Institute of San Diego San Diego, California (CA)	Federal School Code 016233	✓ Selected

Search and Select More Schools

< Previous 1 2 3 Next >

Previous Continue

Dependent Student College Search (Continued)

After the student selects the correct school(s) from the search results, they can review the school(s) they chose before continuing.

The screenshot shows the FAFSA 2025-26 'Colleges' section for Student Jenny Price. The progress bar indicates that the 'Colleges' step is currently active, with previous steps (Personal Circumstances, Demographics, Financials) completed and the next step (Signature) pending. The section is titled 'Selected Colleges and Career Schools' and informs the student that these are the schools they've selected to receive the FAFSA form. It includes a link to review the list and confirm selections. A green box contains 'School List Guidelines for Georgia Residents', stating that to be eligible for state grant aid, an eligible in-state college must be listed, and the order of schools will not impact eligibility. Below this, a summary indicates '2 out of 20 schools selected'. A list of two schools is shown, with pagination indicating 'Showing 1 to 2 of 2'.

School Name	Federal School Code	Remove	View Information
Design Institute of San Diego San Diego, California (CA)	016233		View Information
National University San Diego, California (CA)	011460		View Information

At the bottom of the list, there is a link: [Search and Select More Schools](#). Navigation buttons for 'Previous' and 'Continue' are located at the bottom of the form.

Dependent Student Review Page

The review page displays the responses that the student has provided in the FAFSA® form. The student can view all their responses by selecting "Expand All" or expand each section individually. To edit a response, the student can select the question's hyperlink to be taken to the corresponding page.

FAFSA® FORM 2025-26 Student Jenny Price Save FAFSA Menu

Continue To Sign Your Form

Here's a summary of the information you provided on the FAFSA® form. Continue once you're ready to submit.

Scroll To Continue

After reviewing your answers, scroll to the bottom of the page to continue. You must continue past this page to sign and submit your section of the FAFSA form.

Student Sections Expand All

- Introduction Personal Identifiers
- Section 1 Personal Circumstances
- Section 2 Demographics
- Section 3 Financials
- Section 4 Colleges

Dependent Student Review Page (Continued)

This is a continuation of the student review page. Since the student invited their parent to their form, they see the parent contributor section and the status of their parent's invite.

Contributor Section

This Section is Shared with One Contributor
[Manage Contributor Information](#)

This FAFSA® form is shared with the individual(s) listed below. View who you invited and the status of their section.

Contributor(s)	Role	Date Added	Status
Mark Price	Parent	8/28/2024	<button>Invite Sent</button>

Parent Sections

Expand All

Introduction

Personal Identifiers

Section 1

Demographics

Section 2

Financials

Previous

Continue

Dependent Student Signature

On this page, the student reviews the terms and conditions of the FAFSA® form and what they'll agree to if they sign the form.

FAFSA® FORM 2025-26 Student Jenny Price Save | FAFSA Menu

Personal Circumstances Demographics Financials Colleges **Signature**

Sign and Complete Your Section ①

Summary

This page confirms that you understand the terms and conditions of the FAFSA® form and filled out the form accurately to the best of your ability.

The FAFSA form is a legal document you will electronically sign with your account username and password (FSA ID). Because your FSA ID is associated with your personal information, do not share it with anyone.

By signing this application electronically using your FSA ID, YOU, THE STUDENT, certify that you

- will use federal and/or state student aid only to pay the cost of attending an institution of higher education,
- are not in default on a federal student loan or have made satisfactory arrangements to repay it,
- do not owe money back on a federal student grant or have made satisfactory arrangements to repay it,
- will notify your school if you default on a federal student loan, and
- will not receive a Federal Pell Grant from more than one school for the same period of time.

Dependent Student Signature (Continued)

This is a continuation of the student signature page. After agreeing to the terms and conditions of the FAFSA® form and signing, the student is able to submit their section of the FAFSA form. Since parent information has not been provided, the FAFSA form is not considered complete and can't be processed yet.

By signing this application electronically using your account username and password, you certify that all of the information you provided is true and complete to the best of your knowledge and you agree, if asked, to provide

- information that will verify the accuracy of your completed form, and
- U.S. or foreign income tax forms that you filed or are required to file.

You also certify that you understand that the secretary of education has the authority to verify information reported on your application.

If you sign this application or any document related to the federal student aid programs electronically using a username and password, and/or any other credential, you certify that you are the person identified by the username and password, and/or any other credential and have not disclosed that username and password, and/or any other credential to anyone else. If you purposefully give false or misleading information, including applying as an independent student without meeting the unusual circumstances required to qualify for such a status, you may be subject to criminal penalties under 20 U.S.C. 1097, which may include a fine up to \$20,000, imprisonment, or both.

Additionally, by signing this application electronically using your FSA ID, you authorize the U.S. Department of Education to disclose all information provided on this application, as required under Section 483(a)(2)(D)(i) of the *Higher Education Act of 1965*, as amended, to the institutions you have identified herein, state higher education agencies (in your state of residence and the states in which the institutions identified herein are located), and designated scholarship organizations to assist with the application, award, and administration of federal, state, or institutional financial aid programs and designated scholarship programs. Notwithstanding this authorization, the name of an institution that you select to authorize such disclosure shall not be shared with any other institution.

Sign Your FAFSA® Form

☒ I, Jenny Price, agree to the terms outlined above.

Previous
Sign

Dependent Student Section Complete

Upon signing the student section, the student is presented “The student section is complete!” page. The student is reminded that their FAFSA® form is not completed and can’t be submitted until the parent completes the contributor section of the form and signs it. This page also displays next steps the student can take, including tracking and managing their form.

FAFSA® FORM 2025-26 Student Jenny Price Save FAFSA Menu

You're Almost There!
The student section is complete!

Parent Contributors

Requirements for Dependent Students
Your FAFSA® form is not complete until your parent(s) fill in the contributor section of the form and sign it. Once completed, your FAFSA form will be submitted for processing.

Contributor(s)	Role	Date Added	Status
Mark Price	Parent	8/28/2024	Invite Sent


Track and Manage Your FAFSA® Form and Contributors
Your application has been added to the “My Activity” page in your StudentAid.gov account. Visit this page to keep track of your FAFSA status; review, edit, or delete information on your form; and monitor the status of your contributor(s).

[View Status](#)


Dependent Student Section Complete (Continued)

This is a continuation of the student section complete page. This page displays information for the student about next steps, including checking their email and a reminder that their FAFSA® form is not completed and can't be submitted until the parent completes the contributor section of the form and signs it. Next, in this scenario, the student's invited parent will enter the FAFSA form and complete the parent section.

Here's What You Can Do Next




Check Your Email
You'll receive an email version of this page at the following email address:
599888061test@testcod.edu.




Action Still Needed
The contributor(s) you selected will receive an email invitation to join your form.

Things You Should Know



View Your FAFSA® Submission Summary

Once your application is complete and submitted, you can view your FAFSA Submission Summary, a summary of the information you provided on your FAFSA form. You'll be able to access the FAFSA Submission Summary one to three days after you submit your application by logging back in with your account username and password (FSA ID).



Questions About The FAFSA® Process?

Visit the "FAFSA Help" page for more information.

[Get Help](#)

We strongly recommend that your parent(s) complete their own section. If that isn't possible, you can manually provide their information, but you will not be eligible for federal student aid, including grants and loans, until they provide consent and approval, and sign the form.

[Provide Parent Information Manually](#)

Dependent Student's Parent Email

This is NOT a view within StudentAid.gov or the FAFSA® form. This view demonstrates a parent opening the FAFSA invitation from their email. The parent selects "Get Started" and is taken to StudentAid.gov.

FederalStudentAid

Help Complete Jenny's Form

Mark:

Jenny P won't be eligible for federal student aid without your input. Help them complete the [Free Application for Federal Student Aid \(FAFSA®\)](#) form.

Providing information as a contributor does not make you financially responsible for Jenny's education costs. Completing the FAFSA form is how they qualify for the following student aid:

- Federal Pell Grants
- federal student loans
- state financial aid
- school financial aid

Create a StudentAid.gov account or log in with your existing FSA ID (account username and password) to access and complete your section of the form. Creating a new StudentAid.gov account takes 10–15 minutes, but it can take up to three days for approval.

We recommend that you wait to log in and complete your section of the form until the person who invited you to participate has completed, signed, and submitted their section.

If you log in and can't enter the form because it's already been submitted, you may not be needed as a contributor.

Don't recognize Jenny? [Read about what to do if you got an invite and don't recognize the sender.](#)

Get Started

1 Why You Were Invited

Without your input, Jenny won't be eligible for federal student aid.

Reasons To Finish Early

Here's why it's a good idea to finish as soon as possible:

States and schools have different deadlines for student aid. Check the ["FAFSA® Application Deadlines"](#) page for more information.

You may need extra time to make corrections after you submit.

2 Can't Find Jenny's Form?

Read about what to do if you [can't find your FAFSA® form](#).

Sign up for text alerts to stay updated on our grant programs, loan forgiveness programs, repayment plans, and information about your loans.

This email was sent by Office of Federal Student Aid

U.S. Department of Education

400 Maryland Ave, SW,

Washington, DC, 20520, US

Please do not reply to this email. Messages sent to this email address are not monitored. If you wish to contact us, please use the [StudentAid.gov contact page](#). For more information about financial aid, visit [fsaid.ed.gov](#)

Dependent Student's Parent Log In

The parent is taken from their email to the "Log In" page to enter their credentials. To access the FAFSA® form, all users are required to have an FSA ID (StudentAid.gov account username and password). If the parent doesn't have an FSA ID, they can select "Create an Account."

An official website of the United States government. Help Center Submit a Complaint English | Español

FederalStudentAid An OFFICE of the U.S. DEPARTMENT of EDUCATION FAFSA® Form Loans and Grants Loan Repayment Loan Forgiveness Log In | Create Account

Log In ↗

Email, Phone, or FSA ID Username
test595011623

Password
***** Show Password

Log In

[Forgot My Username](#) | [Forgot My Password](#)

[Create an Account](#)

[Help Me Log In to My Account](#)

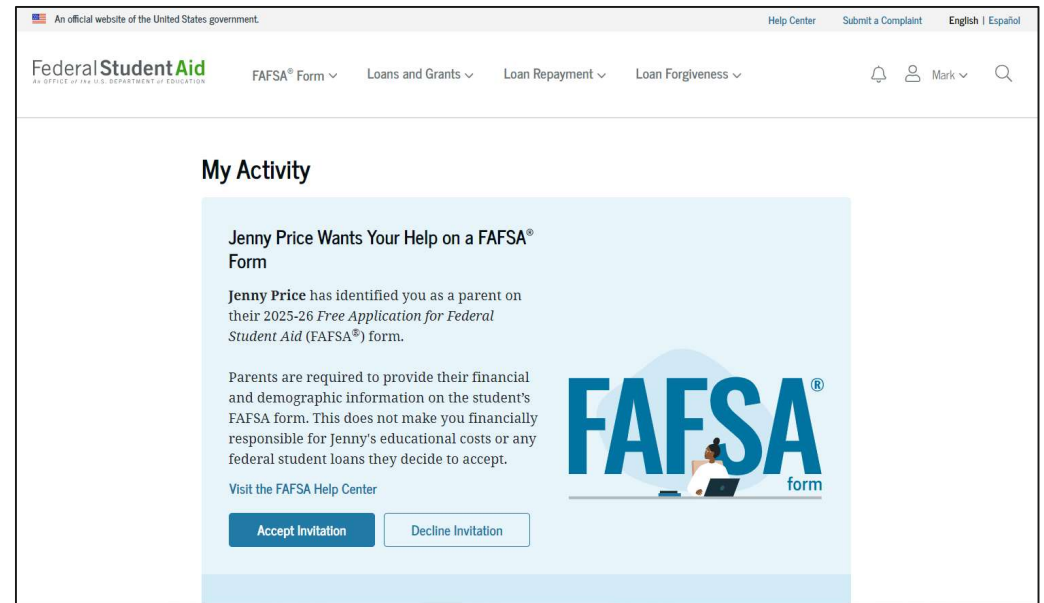
Help Center | Contact Us | Site Feedback About Us | Announcements | Data Center | Resources | Forms Library

FederalStudentAid An OFFICE of the U.S. DEPARTMENT of EDUCATION

Twitter Facebook Instagram LinkedIn YouTube Notices | usa.gov | vote.gov | ed.gov | Site Feedback

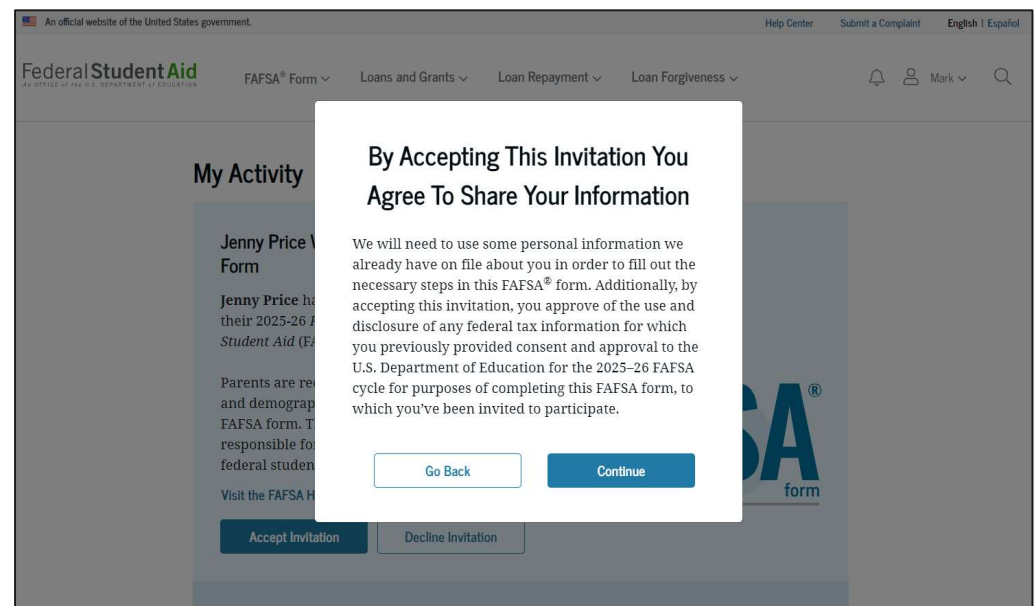
Parent Status Center – My Activity

After successfully logging in, the parent is taken to their "My Activity" section. The parent sees an invitation to be a contributor on the student's FAFSA® form.



Parent Status Center – My Activity (Continued)

When the parent selects "Accept Invitation," a pop-up window appears to remind the parent that their personal information is needed to fill out the student's FAFSA® form. The parent selects "Continue" to agree to sharing their information and enters the FAFSA form.



Dependent Student's Parent Onboarding (1 of 4)

When the parent enters a 2025–26 FAFSA® form for the first time, they are taken through the FAFSA onboarding process. The first onboarding page provides an introduction of the FAFSA form and an accompanying video.

The screenshot shows the FAFSA 2025-26 Parent Onboarding interface. At the top, it says "FAFSA FORM 2025-26" and "Parent of Jenny Price". Below this is a blue banner that reads "Understanding the FAFSA® Form". Under the banner, it says "1 of 4" and "What is the FAFSA® form?". A text box explains: "Use the *Free Application for Federal Student Aid (FAFSA®)* form to apply for grants, scholarships, work-study funds, and loans for college, career school, or graduate school." Below this is a video player showing a woman speaking. The video title is "What is FAFSA® and why is it important?". There are "Watch later" and "Share" buttons. At the bottom of the video player, it says "Watch on YouTube". At the bottom of the page, there are "Previous" and "Continue" buttons.

Dependent Student's Parent Onboarding (2 of 4)

The second FAFSA® onboarding page provides information about contributors that may be required to participate in the student's FAFSA form, including an accompanying video that explains contributors, and information on how the parent will invite them. Documents that may be needed to fill out the form are also included on this page.

FAFSA® FORM 2025-26 Parent of Jenny Price

Understanding the FAFSA® Form

2 of 4

Contributors to the FAFSA® Form

Who is a Contributor on the 2024-25 FAFSA® form?

Watch later Share

Watch on YouTube

Parents or Spouses
Answers on the FAFSA form will determine if any contributors need to be identified. These contributors will complete their own sections of the form and are asked to provide personal and financial information, but they will not be financially responsible for the student's education.

How To Invite
Contributors will need to log in with their own FSA ID to provide their information. To invite a contributor to a FAFSA form, you'll need to provide their name, date of birth, Social Security number (if they have one), and email address.

Information or Documents You May Need

Previous Continue

Dependent Student's Parent Onboarding (3 of 4)

The third FAFSA® onboarding page provides information about what the parent can expect when completing the student's FAFSA form. This includes information about consent and approval, a time estimate to complete the form, and that they can save the form and return later if needed, along with an accompanying video.

FAFSA® FORM 2025-26 Parent of Jenny Price

Understanding the FAFSA® Form

3 of 4

What To Expect

How long will this take? 1 hour

Every contributor must provide consent and approval for the student to be eligible for federal student aid. With your consent and approval, we can obtain your federal tax information automatically from the IRS to help you complete your section of the student's FAFSA® form.

You can save the form and return to it later if you need more time.

Learn about how we use the information that we collect on the FAFSA form.

What Does It Mean To Provide Co...
What does it mean to provide consent and approval on the 2024-25 FAFSA® form?

Watch later Share

Previous Continue

Dependent Student's Parent Onboarding (4 of 4)

The last onboarding page provides information about what to expect once the FAFSA® form is completed, submitted, and processed. On this page, the parent selects "Start FAFSA Form" to begin the parent section.

FAFSA® FORM 2025-26 Parent of Jenny Price

Understanding the FAFSA® Form

4 of 4

After Submitting the FAFSA® form

Once the student's FAFSA form is submitted, the student will need to check on its status and make corrections, if required.

What Happens After Submitting Your FAFSA® Form?

- The student's form will be processed in one to three days.
- The student will receive a FAFSA Submission Summary. It will include their Student Aid Index (SAI), an index number used to determine federal student aid eligibility.
- Schools will use the student's SAI to create their financial aid offer that explains the types and amounts of aid they are offering to the student. Most schools only send an aid offer when they accept a student for admission.

Previous Start FAFSA Form

Dependent Student's Parent Identity Information

This is the first page within the parent section. The parent can verify that their personal information is correct. To update any of the personal information, the parent must access their Account Settings on StudentAid.gov.

The screenshot shows the FAFSA Parent Identity Information page. At the top, it says 'FAFSA FORM 2025-26' and 'Parent of Jenny Price'. There are 'Save' and 'FAFSA Menu' buttons in the top right. The main heading is 'Parent Identity Information' with a subtext: 'Review the information below and verify that it's correct before moving forward.' Below this, the following information is displayed:

- Name: Mark P Price
- Date of Birth: 02/15/2006
- Social Security Number: ***-**-8046
- Email Address: 599888046test@testcod.edu
- Mobile Phone Number (555) 557-6007

At the bottom, there is a link: 'To update this information for all U.S. Department of Education communications, go to [Account Settings](#).'

Dependent Student's Parent Identity Information (Continued)

This is a continuation of the first page within the parent section. The parent can verify their mailing address on this part of the page. To update this information, the parent must access their Account Settings on StudentAid.gov.

Permanent Mailing Address
Include apartment number.
123 Test

City
Test

State
CA

Zip Code
12345

Country ?
United States (US)

Continue

Dependent Student's Parent Provides Consent and Approval

This page informs the parent about consent, approval, and the use of their federal tax information. By providing consent and approval, the parent's federal tax information is transferred directly into the FAFSA® form from the IRS to help complete the "Parent Financials" section.

The screenshot shows the FAFSA 2025-26 form for the parent of Jenny Price. The page title is "Provide Consent and Approval or the Student Won't Be Eligible for Federal Student Aid". A green box contains a "Summary" section with the following text: "Your consent and approval are needed to retrieve and disclose federal tax information. With your consent and approval, we can obtain tax return information automatically from the IRS to help you complete your section of the student's FAFSA® form. If you don't provide consent and approval, the student will not be eligible for federal student aid, including grants and loans. You must provide consent and approval even if you didn't file a U.S. federal tax return or any tax return." Below the summary are three green arrows pointing to the following text: "Get your 2023 tax return information for the 2025-26 FAFSA form.", "Federal tax information is used to determine the student's eligibility for federal student aid.", and "Tax return information is required to complete the FAFSA form." Below the summary is a section titled "By accepting below, I consent to the disclosure of information about me, as described below, and further affirmatively approve of the receipt and use of my federal tax information and to the U.S. Department of Education (ED)'s redisclosure of my federal tax information, as described below. By accepting below, I consent to and affirmatively approve of, as applicable, the following:" followed by three numbered items: 1. ED may disclose my Social Security number/Individual Taxpayer Identification Number, last name, date of birth, unique identifier, the tax year for which federal tax information is required, and the date and timestamp of my approval for the use of my federal tax information in determining eligibility by ED for which approval is provided to the U.S. Department of the Treasury, Internal Revenue Service (IRS). I understand that in response to such a request from ED, the IRS shall then disclose my federal tax information to "authorized persons" (i.e., specifically designated officers and employees of ED and its contractors (as defined in 26 U.S.C. § 6103(d)(13)(E))) for the purpose of determining eligibility for and the amount of federal student aid under a program authorized under subpart 1 of part A, part C, or part D of Title IV of the Higher Education Act of 1965, as amended, for myself or an applicant for federal student aid who has requested that I share my federal tax information on their Free Application for Federal Student Aid (FAFSA®) form. 2. Authorized persons at ED and its contractors (as defined in 26 U.S.C. § 6103(d)(13)(E)) may use my federal tax information for the purpose of determining the eligibility for and amount of federal student aid under a program authorized under subpart 1 of part A, part C, or part D of Title IV of the Higher Education Act of 1965, as amended, for myself or a FAFSA applicant who has requested that I share my federal tax information on the FAFSA form. 3. ED may redisclose my federal tax information received from the IRS pursuant to 26 U.S.C. § 6103(d)(13)(D)(iii) to the following entities solely for the use in the application, award, and administration of financial aid: o Institutions of higher education participating in the federal student aid programs authorized under subpart 1 of part A, part C, or part D of Title IV of the Higher Education Act of 1965, as amended.

Dependent Student's Parent Provides Consent and Approval (Continued)

This is a continuation of the consent and approval page. Frequently asked questions about consent and approval are also provided that the parent can expand and collapse. The parent selects "Approve" to provide consent and approval, and they are taken to the next page.

- State higher education agencies
- Scholarship organizations designated prior to Dec. 19, 2019, by the secretary of education
- Contractors of institutions of higher education and state higher education agencies to administer aspects of the institution's or state agency's activities for the application, award, and administration of such financial aid





4. ED may redisclose my federal tax information to another FAFSA applicant's FAFSA form(s) for which I elect to participate. By accepting an invitation and affirmation to participate in another individual's FAFSA form, my federal tax information will be redisclosed to the additional application. I understand that I may decline an invitation to participate, which will prevent the transfer of my federal tax information to that FAFSA form.

By consenting and providing my affirmative approval, I further understand the following:

1. My consent and affirmative approval are required, as a condition of my eligibility or the eligibility of a FAFSA applicant who has requested that I share my federal tax information on their FAFSA form, for federal student aid under a program authorized under subpart 1 of part A, part C, or part D of Title IV of the Higher Education Act of 1965, as amended, even if I did not file a U.S. federal tax return.
2. I am providing my written consent for the redisclosure of my federal tax information by ED to include, but not limited to, institutions of higher education, state higher education agencies, designated scholarship organizations, their respective contractors and auditors, other family members participating in the FAFSA form, Office of Inspector General, under 26 U.S.C. § 6103(i) (13)(D), and with my further express written consent obtained by an institution of higher education, the redisclosure of FAFSA information pursuant to the terms and conditions of 20 U.S.C. § 1098h(c).
3. Any federal tax information received from the IRS at a later date shall supersede any manually entered financial or income information on the FAFSA form.
4. ED may request updated federal tax information from the IRS once my consent and approval are provided. If federal tax information has changed (e.g., amended tax return filed with revised information), then eligibility for and amounts of federal, state, and institutional financial aid may change.
5. If I do not consent to the redisclosure of my federal tax information to institutions of higher education, state higher education agencies, designated scholarship organizations, and their respective contractors, ED will be unable to calculate my eligibility for federal student aid or the eligibility of a FAFSA applicant who has requested that I share my federal tax information on their FAFSA form.

By accepting below, I consent electronically to the use of my StudentAid.gov account username and password (FSA ID) as my signature and certify under penalty of perjury under the laws of the United States of America, that the foregoing is true and correct. I understand that any falsification of this statement is punishable under the provisions of 18 U.S.C. § 1001 by a fine, imprisonment of not more than five years, or both, and that the knowing and willful request for or acquisition of records pertaining to an individual under false pretenses is a criminal offense under the Privacy Act of 1974, subject to a fine of not more than \$5,000 fine (5 U.S.C. § 552(a)(1)(3)). By accepting and submitting my part of the FAFSA, my execution (including date and time) of consent and approval will be logged in ED's Person Authentication Service System of Record (18-11-12).

Frequently Asked Questions

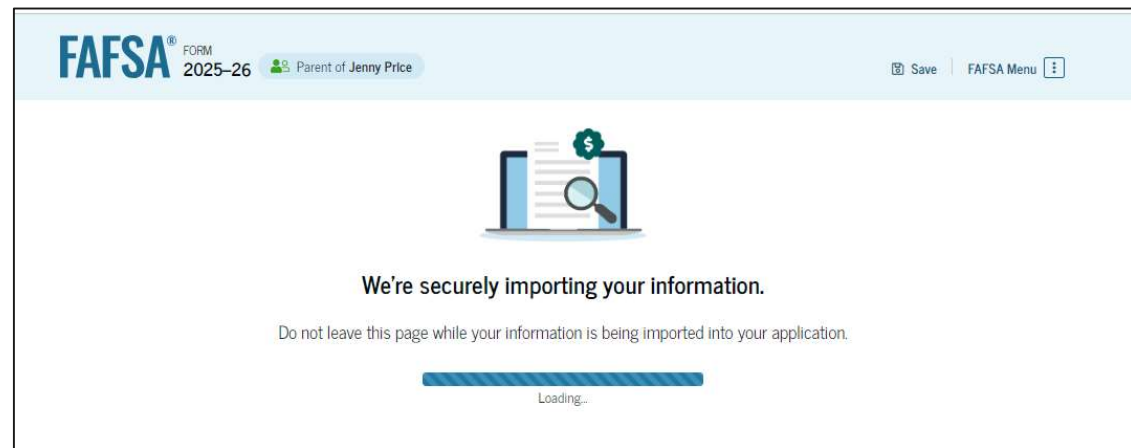
- Who should provide consent and approval? 
- If I'm married and didn't file a joint tax return with my current spouse, does my spouse have to provide consent and approval for you to access their tax information? 
- What happens after I provide consent and approval? 
- What happens if I decline consent and approval? 

Select "Approve" to consent and approve for the use of your federal tax information to determine the student's eligibility for federal student aid. If you select "Decline," the student will not be eligible for federal student aid.

[Previous](#) [Decline](#) [Approve](#)

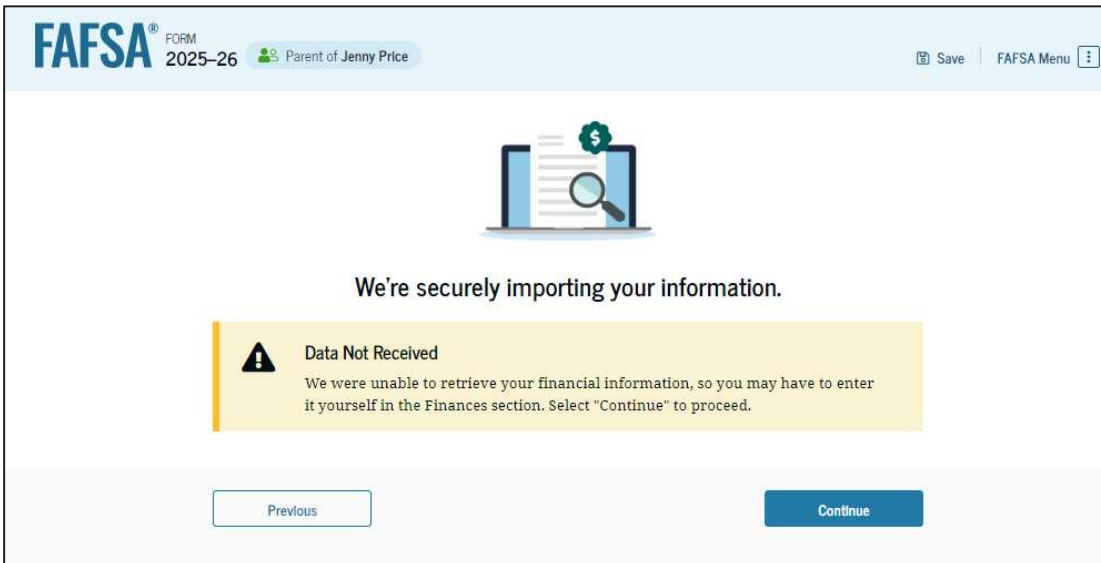
Dependent Student's Parent Imports IRS Information

This page imports the parent's federal tax information by directly transferring it into the FAFSA® form from the IRS to help complete the "Parent Financials" section.



Dependent Student's Parent Imports IRS Information (Continued)

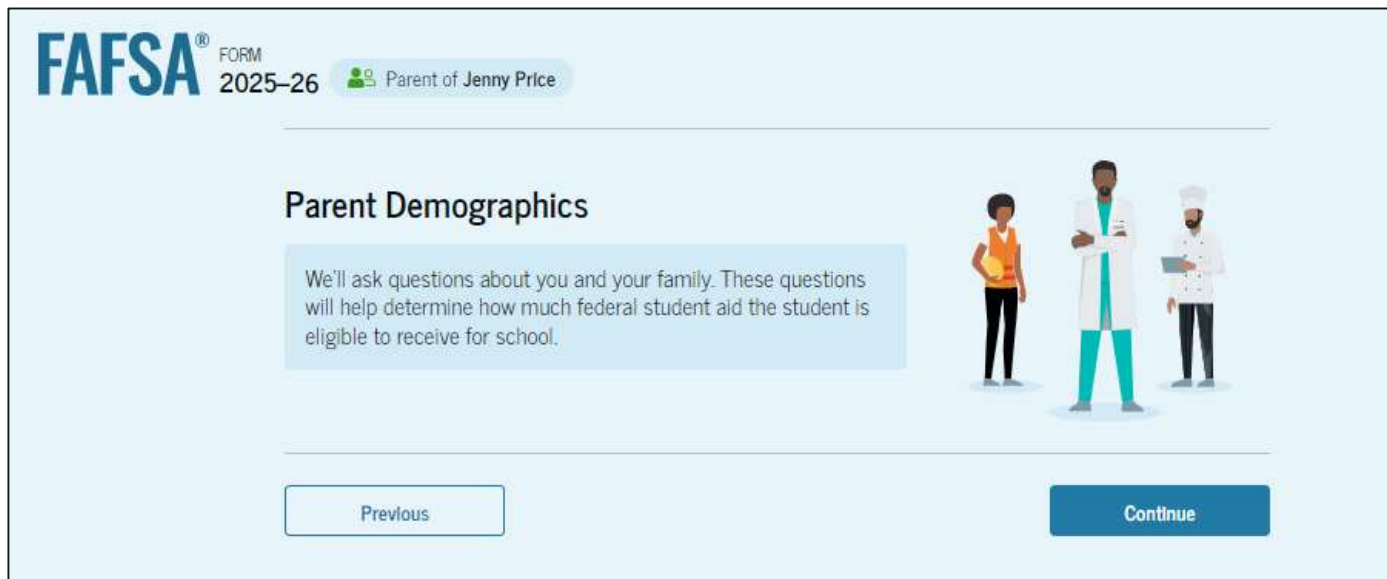
This page displays the results from the IRS import for the parent. For this scenario, the parent is contributing to a new FAFSA® form and there is no federal tax information available from the IRS.



The screenshot shows the FAFSA 2025-26 interface for the 'Parent of Jenny Price'. At the top, there is a header with the FAFSA logo, the text 'FORM 2025-26', the user name 'Parent of Jenny Price', and links for 'Save' and 'FAFSA Menu'. Below the header, there is an illustration of a laptop with a magnifying glass and a dollar sign. The main message reads: 'We're securely importing your information.' Below this, a yellow warning box contains an exclamation mark icon and the text: 'Data Not Received. We were unable to retrieve your financial information, so you may have to enter it yourself in the Finances section. Select "Continue" to proceed.' At the bottom, there are two buttons: 'Previous' and 'Continue'.

Introduction: Dependent Student's Parent Demographics

This is the first page in the "Parent Demographics" section. It provides an overview of the section.



The screenshot shows the FAFSA 2025-26 interface. At the top left is the FAFSA logo with "FORM 2025-26" and a user identifier "Parent of Jenny Price". The main heading is "Parent Demographics". Below it, a text box explains: "We'll ask questions about you and your family. These questions will help determine how much federal student aid the student is eligible to receive for school." To the right of this text is an illustration of three people: a woman in an orange vest, a man in a white lab coat, and a chef. At the bottom are two buttons: "Previous" and "Continue".

Dependent Student's Parent Current Marital Status

The parent is asked about their current marital status. They select the "Married (not separated)" option.

The screenshot shows the FAFSA 2025-26 form for the parent of Jenny Price. The form is titled "FAFSA FORM 2025-26" and includes a "Save" button and a "FAFSA Menu" link. A progress bar at the top indicates three steps: 1. Demographics, 2. Financials (current step), and 3. Signature. The "Parent Current Marital Status" section contains seven radio button options: "Single (never married)", "Unmarried and both legal parents living together", "Married (not separated)" (selected), "Remarried", "Separated", "Divorced", and "Widowed". At the bottom, there are "Previous" and "Continue" buttons.

FAFSA FORM 2025-26 Parent of Jenny Price

Save | FAFSA Menu

1 Demographics 2 Financials 3 Signature

Parent Current Marital Status ⓘ

☐ Single (never married)

☐ Unmarried and both legal parents living together

☒ Married (not separated)

☐ Remarried

☐ Separated

☐ Divorced

☐ Widowed

Previous Continue

Dependent Student's Parent State of Legal Residence

The parent is asked about their state of legal residence. The parent selects the state from a drop-down box and provides the month and year when they became a legal resident.

The screenshot shows the FAFSA 2025-26 form for the parent of Jenny Price. The form is titled "Parent State of Legal Residence". It features a progress bar at the top with three steps: "1 Demographics", "2 Financials" (which is checked), and "3 Signature". The "State" field is a drop-down menu showing "Georgia (GA)". Below this, the "Date the Parent Became a Legal Resident of Georgia (GA)" is shown with "Month" and "Year" fields. The "Month" field is set to "01" and the "Year" field is set to "1988". There are "Previous" and "Continue" buttons at the bottom.

FAFSA® FORM 2025-26 Parent of Jenny Price Save FAFSA Menu

1 Demographics 2 Financials 3 Signature

Parent State of Legal Residence

State ①
Georgia (GA)

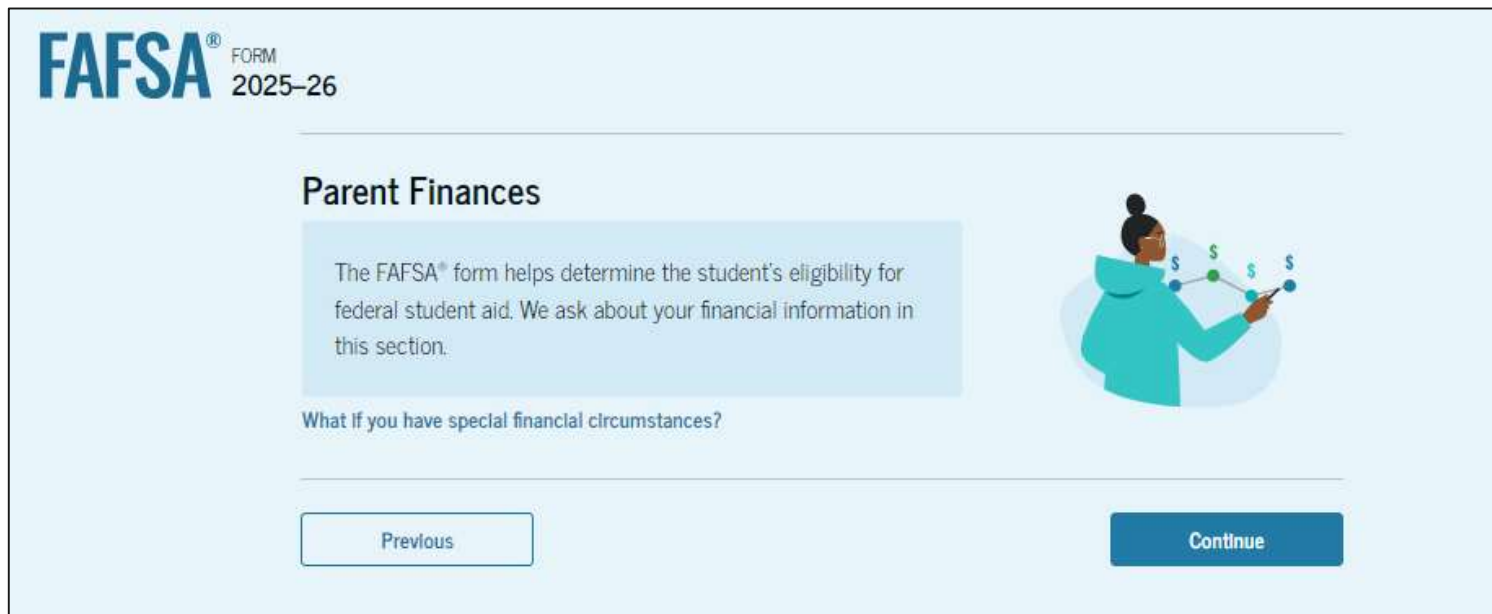
Date the Parent Became a Legal Resident of Georgia (GA)

Month Year ①
01 1988

Previous Continue

Introduction: Dependent Student's Parent Finances

This is the first page within the "Parent Financials" section. It provides an overview of the section.



The screenshot shows the FAFSA 2025-26 interface. At the top left is the FAFSA logo with "FORM 2025-26" next to it. The main heading is "Parent Finances". Below this, a light blue box contains the text: "The FAFSA® form helps determine the student's eligibility for federal student aid. We ask about your financial information in this section." To the right of this box is an illustration of a person in a teal hoodie pointing at a network diagram with dollar signs. Below the text box is the question "What if you have special financial circumstances?". At the bottom are two buttons: "Previous" and "Continue".

FAFSA® FORM 2025-26

Parent Finances

The FAFSA® form helps determine the student's eligibility for federal student aid. We ask about your financial information in this section.

What if you have special financial circumstances?

[Previous](#) [Continue](#)

Dependent Student's Parent Federal Benefits Received

This page asks the parent if they or anyone in their family has received federal benefits. The parent selects "None of these apply."

FAFSA 2025-26 Parent of Jerry Pika Save FAFSA Menu

Demographics Financials Signature

Federal Benefits Received

Questions Don't Affect Federal Student Aid Eligibility
Your answers to these questions will not affect the student's eligibility for federal student aid or these federal benefits.

At any time during 2023 or 2024, did the parent or anyone in their family receive benefits from any of the following federal programs? ⁽¹⁾

Select all that apply:

- ☐ Earned Income Credit (EIC) ⁽¹⁾
- ☐ Federal Housing Assistance ⁽¹⁾
- ☐ Free or Reduced Price School Lunch ⁽¹⁾
- ☐ Medicaid ⁽¹⁾
- ☐ Refundable Credit for Coverage Under a Qualified Health Plan (QHP) ⁽¹⁾
- ☐ Supplemental Nutrition Assistance Program (SNAP) ⁽¹⁾
- ☐ Supplemental Security Income (SSI) ⁽¹⁾
- ☐ Temporary Assistance for Needy Families (TANF) ⁽¹⁾
- ☐ Special Supplemental Nutrition Program for Women, Infants, and Children (WIC) ⁽¹⁾
- ☒ None of these apply.

Previous Continue

Dependent Student's Parent Tax Filing Status

This page asks the parent about their tax filing status. The parent selects "Yes" to "Did or will the parent file a 2023 IRS Form 1040 or 1040-NR?" and "Yes" to "Did or will the parent file a 2023 joint tax return with their current spouse?"

The screenshot shows the FAFSA 2025-26 interface for a parent named Jenny Price. The progress bar at the top indicates three steps: 1. Demographics (completed), 2. Financials (current step), and 3. Signature. The main heading is "Parent Tax Filing Status". There are two questions, each with "Yes" and "No" radio button options. The first question is "Did or will the parent file a 2023 IRS Form 1040 or 1040-NR?" and the second is "Did or will the parent file a 2023 joint tax return with their current spouse?". Both "Yes" options are selected. At the bottom, there are "Previous" and "Continue" buttons.

FAFSA[®] FORM 2025-26 Parent of Jenny Price Save FAFSA Menu

1 Demographics 2 Financials 3 Signature

Parent Tax Filing Status

Did or will the parent file a 2023 IRS Form 1040 or 1040-NR? ⓘ

☒ Yes ☐ No

Did or will the parent file a 2023 joint tax return with their current spouse? ⓘ

☒ Yes ☐ No

Previous Continue

Dependent Student's Parent Family Size

This page displays the family size for the student. The parent has the option to enter the number of children or other dependents who live with the parent and will receive more than half of their support from the parent between July 1, 2025, and June 30, 2026.

FAFSA® FORM 2025-26 Parent of Jenny Price

Save | FAFSA Menu

Demographics 1 Financials 2 Signature 3

Family Size

Based on answers to previous questions, we've made some assumptions about your family. The student and the student's parent (and parent's spouse, if married) are always included in the family size. The box below shows your family size based on our assumptions and the number of children or other dependents you report.

The parent's family size is **4**.

Parent: 1 Parent Spouse or Partner: 1 Student: 1 Parent's Children and Other Dependents: 1

Enter the number of children or other dependents who live with the parent and will receive more than half of their support from the parent between July 1, 2025, and June 30, 2026.

Include dependent children who meet these criteria, even if they live apart because of college enrollment.
Do not include the student applicant.

ⓘ

Previous Continue

Dependent Student's Parent Number in College

This page asks the parent how many people in the family will be in college between July 1, 2025, and June 30, 2026. The parent enters a response into the entry field.

FAFSA[®] FORM 2025-26 Parent of Jenny Price Save FAFSA Menu

1 2 3
Demographics Financials Signature

Number in College

Out of the 4 people in the parent's family, how many will be in college between July 1, 2025, and June 30, 2026?

Do not include parent(s).

1 ⓘ

Previous Continue

Dependent Student's Parent Tax Return Information

The parent is asked questions about their 2023 tax return. The parent enters a response in each entry field.

FAFSA

2025-26

Parent of Junior Policy

Save

FAFSA Menu

Strong start

Parent info

Signature

Parent 2023 Tax Return Information

Refer to the parent's 2023 tax return to answer the following questions.
(If the answer is zero or the question does not apply, enter 0.)

1 Report Combined Taxes

Report the combined tax information for the parent and their spouse.

Where to find this information on the tax form

Filing Status

☐ Single
 ☐ Head of household
 ☒ Married filing jointly
 ☐ Married filing separately
 ☐ Qualifying surviving spouse

Income Earned From Work

\$ 3,000 .00

Tax Exempt Interest Income

\$ 000 .00

Unpaid Portions of IRA Distributions

\$ 0 .00

Unpaid Portions of Pensions

\$ 0 .00

Adjusted Gross Income

\$ 3,000 .00

Income Tax Paid

\$ 1,000 .00

IRA Deductions and Payments to Self-Employed SEP, SIMPLE, and Qualified Plans

\$ 0 .00

Education Credits (American Opportunity Tax Credit and Lifetime Learning Tax Credit)

\$ 0 .00

Did the parent file a Schedule A, B, D, E, F, or H with their 2023 IRS Form 1040?

☐ Yes
 ☒ No
 ☐ Don't know

Net Profit or Loss From IRS Form 1040 Schedule C

\$ 0 .00

Amount of College Grants, Scholarships, or AmeriCorp Benefits Reported as Income to the IRS

\$ 0 .00

The parent paid taxes on these grants, scholarships, or benefits. These usually apply to those completing their FAFSA form again, not to first-time applicants. If married, include amount parent's spouse/partner received.

Foreign Earned Income Exclusion

\$ 0 .00

Previous

Continue

Dependent Student's Parent Assets

The parent is asked about their assets.
The parent enters a response in each entry field.

The screenshot shows the FAFSA 2025-26 form for the parent of Jenny Price. The form is in the 'Financials' section, which is the second step in a three-step process (Demographics, Financials, Signature). The 'Annual Child Support Received' section asks for the total amount of child support received for the last complete calendar year, with a value of \$0.00 entered. The 'Parent Assets' section asks for the total amount of cash, savings, and checking accounts on the date the FAFSA form was first submitted, with a value of \$500.00 entered. The 'Net Worth of Investments, Including Real Estate, on the Date the FAFSA Form Was First Submitted' section asks for the net worth of investments minus any debts owed against them, with a value of \$0.00 entered. The 'Net Worth of Businesses and Investment Farms on the Date the FAFSA Form Was First Submitted' section asks for the net worth of businesses and farms minus any debts owed against them, with a value of \$0.00 entered. The form includes 'Previous' and 'Continue' buttons at the bottom.

FAFSA[®] FORM 2025-26 Parent of Jenny Price Save | FAFSA Menu

1 Demographics 2 Financials 3 Signature

1 Report Combined Assets and Child Support Received
Report the combined assets and child support received for both parents.

Annual Child Support Received
Enter the total amount of child support the parent received for the last complete calendar year.

\$ 0 .00

Parent Assets

Total Amount of Cash, Savings, and Checking Accounts on the Date the FAFSA Form Was First Submitted
Don't include student aid.

\$ 500 .00

Net Worth of Investments, Including Real Estate, on the Date the FAFSA Form Was First Submitted
Don't include the home the parent lives in. Net worth is the value of the investments minus any debts owed against them.

\$ 0 .00

Net Worth of Businesses and Investment Farms on the Date the FAFSA Form Was First Submitted
Enter the net worth of the parent's businesses and for-profit agricultural operations. Net worth is the value of the businesses and farms minus any debts owed against them.

\$ 0 .00

Previous Continue

Dependent Student's Other Parent Information

The parent is asked to provide information about their spouse or partner. In this example, the other parent does not need to contribute to the student's FAFSA® form because the parents filed taxes jointly. After providing the other parent's information, all required parent information will be complete.

The screenshot shows the FAFSA 2025-26 form for the 'Parent of Jesse Price'. The form is titled 'Parent Spouse or Partner's Information' and includes instructions for entering information about the parent spouse or partner. It notes that if the contributor already has a StudentAid.gov account, the information entered must match that account. It also states that the contributor should select either 'Continue' or 'Save' before exiting the form. An important note mentions that if the contributor doesn't have a Social Security number, they may encounter an issue that impacts their ability to add them to the form, and they should review the guidance and recommended workaround and try again.

The form fields are as follows:

- First Name:** Ally
- Last Name:** Price
- Date of Birth:** Month: 02, Day: 19, Year: 1981
- Social Security Number (SSN):** 444-44-6263
- ☐ The parent spouse or partner doesn't have an SSN.
- Email Address:** allyp@gmail.com
- Confirm Email Address:** allyp@gmail.com

Navigation buttons at the bottom include 'Previous' and 'Continue'.

Dependent Student's Parent Review Page

The review page displays the responses that the parent has provided in the FAFSA® form. The parent can only view responses within the parent section of the student's FAFSA form. The parent can view all their responses by selecting "Expand All" or expand each section individually. To edit a response, the parent can select the question's hyperlink to be taken to the corresponding page.

The screenshot shows the FAFSA 2025-26 Parent Review Page. At the top, it says "FAFSA FORM 2025-26" and "Parent of Jenny Price". There are links for "Save" and "FAFSA Menu". The main heading is "Continue To Sign Your Form". Below this, a message states: "Here's a summary of the information you provided on the FAFSA® form. Continue once you're ready to submit." To the right of this message is an illustration of a family riding bicycles. A green box with a checkmark icon says "Scroll To Continue" and "After reviewing your answers, scroll to the bottom of the page to continue. You must continue past this page to sign and submit your section of the FAFSA form." Below this is a section titled "Parent Sections" with an "Expand All" button. It lists three sections: "Introduction Personal Identifiers", "Section 1 Demographics", and "Section 2 Financials". Each section has a green checkmark icon and a dropdown arrow. At the bottom, there are "Previous" and "Continue" buttons.

Dependent Student's Parent Signature

On this page, the parent acknowledges the terms and conditions of the FAFSA® form and signs their section. Since all required sections are complete, the parent can both sign and submit the student's FAFSA form.

The screenshot shows the FAFSA web interface for the 2025-26 year. The user is logged in as 'Parent of Jenny Price'. The progress bar at the top indicates that the 'Demographics' and 'Financials' sections are complete, and the 'Signature' section is the current step. The main heading is 'Sign and Submit the FAFSA Form'. Below this is a 'Summary' box stating that the parent confirms they understand the terms and conditions and have filled out the form accurately. It also notes that the FAFSA form is a legal document signed electronically with the parent's account username and password (FSA ID). Below the summary, there is a paragraph stating that by signing, the parent certifies that all information provided is true and complete. This is followed by a bulleted list of items being certified: information verifying the accuracy of the completed form, and U.S. or foreign income tax forms. Further down, there is a paragraph about the authority to verify information reported on the application, and another paragraph about the consequences of providing false or misleading information. At the bottom, there is a checkbox labeled 'I, Mark Price, agree to the terms outlined above.' which is checked. Below the checkbox are two buttons: 'Previous' and 'Sign and Submit'.

Dependent Student FAFSA® Confirmation

Upon submitting the student's FAFSA® form, the parent is presented an abbreviated confirmation page. This page displays information about tracking the student's FAFSA form and next steps. The student will receive an email with the full, detailed confirmation. With the student and parent sections completed and signed, the FAFSA form is now considered complete and submitted for processing.

The screenshot shows the FAFSA 2025-26 Parent Confirmation page. At the top, it says "FAFSA® FORM 2025-26" and "Parent of Jenny Price". There are links for "Exit" and "FAFSA Menu". The main heading is "Congratulations, The FAFSA® Form Is Complete!". Below this, it says "Jenny Price" and "Completion Date 08/28/2024". The section "What Happens Next" lists three steps: 1. Email Sent (Confirm that the student received an email version of this page.), 2. The Student Can Track the Status of Their Form (In one to three days, the student's FAFSA form will be processed and made available to their schools.), and 3. The Student Will Receive School Communications (We use the information collected on the student's FAFSA form to calculate their Student Aid Index (SAI). The SAI lets schools determine how much aid the student is eligible to receive. Schools will reach out to the student if they need more information. They will also contact the student with financial aid offers. Once received, the student can contact their financial aid offices directly to ask questions about their student aid packages.). At the bottom, there is a section "Track and Manage the Student's FAFSA® Form" with a "View Status" button.

Parent Starts and Submits a FAFSA® Form Without Student Consent or Signature

Parent FAFSA® Landing Page

This is the main FAFSA® form landing page. On this page, students and parents are directed to "Start New Form" or "Edit Existing Forms." For this section of the presentation, the parent is beginning a new application on behalf of their child.

The screenshot shows the Federal Student Aid (FAFSA) landing page. At the top, there is a navigation bar with links for "Help Center", "Submit a Complaint", and "English | Español". Below this, the "FederalStudentAid" logo is displayed, along with links for "FAFSA® Form", "Loans and Grants", "Loan Repayment", and "Loan Forgiveness".

The main content area features a large blue banner with the text "Get Money To Help Pay for School" and "Use the Free Application for Federal Student Aid (FAFSA®) form to apply for financial aid for college, career school, or graduate school." To the right of this text is a large "FAFSA® form" logo with an illustration of a person sitting on the letters.

Below the banner, there are two buttons: "Start a 2025-26 FAFSA® Form" and "Edit a 2025-26 FAFSA® Form or Accept an Invitation". Below these buttons are links for "Start New Form" and "Edit Existing Forms".

Further down, there is a section titled "Check FAFSA® Deadlines for the State You Live in". It includes a "School Year" dropdown menu, a "State of Residence" dropdown menu, and a "Find Deadlines" button. Below this, there is a link to "View All FAFSA Deadlines".

At the bottom, there are three informational cards:

- Who should complete the FAFSA® form?** Any student, regardless of income, who wants to be considered for federal, state, and school financial aid programs. This includes grants, scholarships, work-study funds, and loans.
- How long will it take?** It takes most people less than one hour to fill out the FAFSA form, including gathering any personal documents and financial information needed to complete it.
- What do I need?**
 - Verified account username and password (FSA ID)
 - Parent or spouse contributor name, date of birth, Social Security number, and email address
 - Income and asset information (if required)

Parent Log In

If the parent selects "Start New Form" from the FAFSA® landing page and they are not logged in to StudentAid.gov, they are taken to the "Log In" page to enter their credentials. To access the FAFSA form, all parents are required to have an FSA ID (account username and password). If the parent doesn't have an FSA ID, they can select "Create an Account."

An official website of the United States government

Help Center Submit a Complaint English | Español

FederalStudentAid AN OFFICE OF THE U.S. DEPARTMENT OF EDUCATION

FAFSA® Form ▾ Loans and Grants ▾ Loan Repayment ▾ Loan Forgiveness ▾ Log In | Create Account 🔍

Log In ➡

Email, Phone, or FSA ID Username

test595011023

Password

..... Show Password

Log In

[Forgot My Username](#) | [Forgot My Password](#)

[Create an Account](#)

[Help Me Log In to My Account](#)

Help Center | Contact Us | Site Feedback

About Us | Announcements | Data Center | Resources | Forms Library

FederalStudentAid AN OFFICE OF THE U.S. DEPARTMENT OF EDUCATION

🐦 📘 📷 🌐 📺 Notices | usa.gov | vote.gov | ed.gov | Site Feedback

Parent Roles

After logging in, the parent selects the applicable role to fill out the FAFSA® form: "Parent."

The screenshot shows the FAFSA 2025-26 login interface. At the top, it says "FAFSA® FORM 2025-26". Below this is a banner with the text "Welcome, Mark, to the FAFSA® Form" flanked by hot air balloon illustrations. The main section is titled "I am starting the FAFSA form as a" and contains two selectable options: "Student" (with an unselected radio button and a person icon) and "Parent" (with a selected radio button and a family icon). At the bottom, there are "Previous" and "Continue" buttons.

Parent's Student Information

The parent is asked to provide the student's information. Since the student has not started a FAFSA® form yet, they will receive an email notifying them that a FAFSA form was started on their behalf. The student can then enter the form to provide consent, sign the form, and make any needed corrections.

The screenshot shows the FAFSA 2025-26 Student Information form. At the top, it says "FAFSA® FORM 2025-26". Below this, the section is titled "Student Information". A green box contains instructions: "Enter the student's information below to start a FAFSA® form on their behalf. They will receive an email inviting them to this FAFSA form." and "If they already have a StudentAid.gov account username and password (FSA ID), the information entered here must exactly match that account. Only the email address does not need to match." The form fields are: First Name (Jenny), Last Name (Price), Date of Birth (Month: 01, Day: 01, Year: 2005), Social Security Number (SSN) (***-**-5184, with a "SHOW SSN" link), Email Address (jennyp@gmail.com), and Confirm Email Address (jennyp@gmail.com). There is a checkbox for "The student is a resident of the Freely Associated States and doesn't have an SSN." At the bottom, there are "Previous" and "Continue" buttons.

FAFSA® FORM 2025-26

Student Information

Enter the student's information below to start a FAFSA® form on their behalf. They will receive an email inviting them to this FAFSA form.

If they already have a StudentAid.gov account username and password (FSA ID), the information entered here must exactly match that account. Only the email address does not need to match.

First Name ①
Jenny

Last Name ①
Price

Date of Birth

Month Day Year
01 01 2005 ②

Social Security Number (SSN) ②
***-**-5184 SHOW SSN

☐ The student is a resident of the Freely Associated States and doesn't have an SSN.

Email Address ②
jennyp@gmail.com

Confirm Email Address ②
jennyp@gmail.com

Previous Continue

Parent Onboarding (1 of 4)

When the parent starts the 2025–26 FAFSA® form for the first time, they are taken through the FAFSA onboarding process. The first onboarding page provides an introduction of the FAFSA form and an accompanying video.



Parent Onboarding (2 of 4)

The second FAFSA® onboarding page provides information about contributors that may be required to participate in the student's FAFSA form, including an accompanying video that explains contributors, and information on how the parent will invite them. Documents that may be needed to fill out the form are also included on this page within a drop-down menu and may include tax returns; record of child support received; current balances of cash, savings, and checking accounts; and net worth of investments, businesses, and farms.

FAFSA® FORM 2025-26 Parent of Jenny Price

Understanding the FAFSA® Form

2 of 4

Contributors to the FAFSA® Form

Who is a Contributor on the 2024-25 FAFSA® form?

Watch later Share

Watch on YouTube

Parents or Spouses

Answers on the FAFSA form will determine if any contributors need to be identified. These contributors will complete their own sections of the form and are asked to provide personal and financial information, but they will not be financially responsible for the student's education.

How To Invite

Contributors will need to log in with their own FSA ID to provide their information. To invite a contributor to a FAFSA form, you'll need to provide their name, date of birth, Social Security number (if they have one), and email address.

Information or Documents You May Need

Previous Continue

Parent Onboarding (3 of 4)

The third FAFSA® onboarding page provides information about what the parent can expect when completing the student's FAFSA form. This includes information about consent and approval, a time estimate to complete the form, and that they can save the form and return later if needed, along with an accompanying video.

The screenshot shows the FAFSA 2025-26 Parent Onboarding page for a parent named Jenny Price. The page is titled "Understanding the FAFSA® Form" and is the 3 of 4 steps. The main heading is "What To Expect" with a subtext "How long will this take? 1 hour". The page contains the following text:

Every contributor must provide consent and approval for the student to be eligible for federal student aid. With your consent and approval, we can obtain your federal tax information automatically from the IRS to help you complete your section of the student's FAFSA® form.

You can save the form and return to it later if you need more time.

Learn about how we use the information that we collect on the FAFSA form.

Below the text is a video player with the title "What Does It Mean To Provide Consent and Approval?" and a subtitle "What does it mean to provide consent and approval on the 2024-25 FAFSA® form?". The video player shows a person with a question mark on their chest.

At the bottom of the page are two buttons: "Previous" and "Continue".

Parent Onboarding (4 of 4)

The final FAFSA® onboarding page provides information about what to expect once the FAFSA form is completed, submitted, and processed. On this page, the parent can select "Start FAFSA Form" to begin.

FAFSA FORM 2025-26 Parent of Jenny Price

Understanding the FAFSA® Form

4 of 4

After Submitting the FAFSA® form

Once the student's FAFSA form is submitted, the student will need to check on its status and make corrections, if required.

What Happens After Submitting Your FAFSA® Form?

- The student's form will be processed in one to three days.
- The student will receive a FAFSA Submission Summary. It will include their Student Aid Index (SAI), an index number used to determine federal student aid eligibility.
- Schools will use the student's SAI to create their financial aid offer that explains the types and amounts of aid they are offering to the student. Most schools only send an aid offer when they accept a student for admission.

Previous Start FAFSA Form

Parent's Student Identity Information

After starting the FAFSA® form, the parent sees the first page within the parent section. The parent can verify that the student's personal information is correct. To update any of the personal information, the student must access their Account Settings on StudentAid.gov. The parent will not be able to update the student's information on this page.

The screenshot displays the FAFSA 2025-26 interface for the parent of Jenny Price. The header includes the FAFSA logo, the form year (2025-26), and the user's role (Parent of Jenny Price). A 'Save' button and a 'FAFSA Menu' link are visible in the top right corner. The main section is titled 'Student Identity Information' and contains a prompt to review the information before moving forward. The form fields are as follows:

Field	Value
Name	Jenny Price
Date of Birth	01/01/2005
Social Security Number	***-**-9656
Email Address	jennyp@gmail.com
Mobile Phone Number	(555) 555-5555

Parent's Student Identity Information (Continued)

This is a continuation of the "Parent Identity Information" page. The parent can verify that the student's personal information is correct.

Permanent Mailing Address ⓘ
Include apartment number.

123 Test

City ⓘ

Test

State ⓘ

California (CA)

Zip Code ⓘ

12345

Country ⓘ

United States (US)

Continue

Parent's Student State of Legal Residence

The parent is asked about the student's state of legal residence. The parent selects the state from a drop-down box and provides the month and year when the student became a legal resident.



FAFSA[®] FORM 2025-26 Parent of Jenny Price Save FAFSA Menu

Student State of Legal Residence

State ⓘ
California (CA)

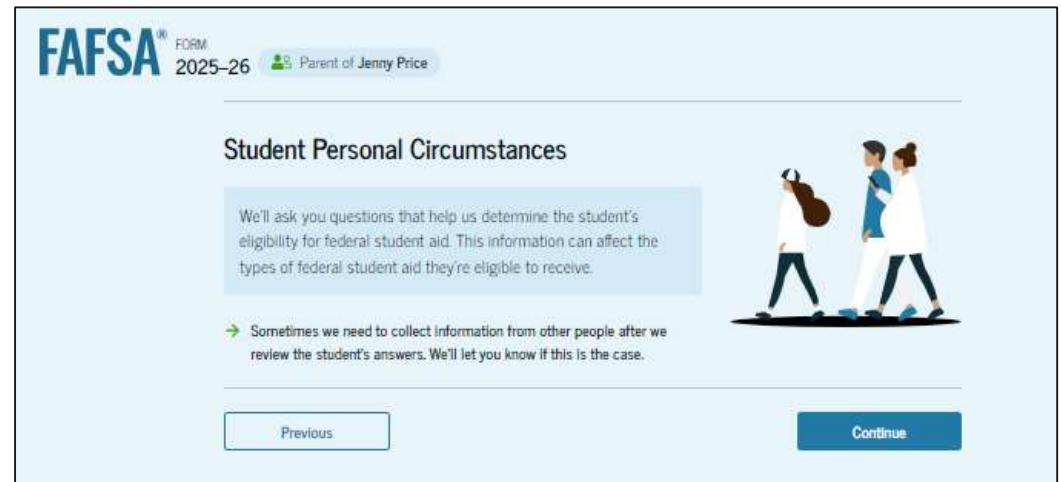
Date the Student Became a Legal Resident of California (CA)

Month: 06 Year: 2006 ⓘ

Previous Continue

Introduction: Parent's Student Personal Circumstances

This is the first page within the "Student Personal Circumstances" section. It provides an overview of the section.



The screenshot shows the FAFSA 2025-26 interface. At the top left is the FAFSA logo with 'FORM 2025-26' and a user icon labeled 'Parent of Jenny Price'. The main heading is 'Student Personal Circumstances'. Below it, a text box explains: 'We'll ask you questions that help us determine the student's eligibility for federal student aid. This information can affect the types of federal student aid they're eligible to receive.' To the right is an illustration of a student with a backpack and two adults. Below the text box, a green arrow points to a note: 'Sometimes we need to collect information from other people after we review the student's answers. We'll let you know if this is the case.' At the bottom are 'Previous' and 'Continue' buttons.

Parent's Student Marital Status

The parent is asked about the student's marital status. The parent selects the "Single (never married)" option.

The screenshot displays the FAFSA 2025-26 form for the parent of Jenny Price. The form is titled "FAFSA FORM 2025-26 Parent of Jenny Price" and includes a "Save" button and a "FAFSA Menu" link. A progress bar at the top indicates the current step is "1 Personal Circumstances", with other steps being "2 Demographics", "3 Financials", "4 Colleges", and "5 Signature". The "Student Current Marital Status" section is shown with the following options:

- ☒ Single (never married)
- ☐ Married (not separated)
- ☐ Remarried
- ☐ Separated
- ☐ Divorced
- ☐ Widowed

At the bottom of the form, there are "Previous" and "Continue" buttons.

Parent's Student College or Career School Plans

The parent is asked about the student's college grade level for the 2025–26 school year and if the student will have their first bachelor's degree. The parent selects that the student will be a "First year (freshman)" and that they will not have their first bachelor's degree.

FAFSA[®] FORM 2025–26 Parent of Jenny Price

1 Personal Circumstances 2 Demographics 3 Financials 4 Colleges 5 Signature

Student College or Career School Plans

When the student begins the 2025–26 school year, what will their college grade level be? ⓘ

☒ First year (freshman)

☐ Second year (sophomore)

☐ Other undergraduate (junior and beyond)

☐ Master's or doctorate program (such as, M.A., MBA, M.D., J.D., Ph.D., Ed.D., etc.)

When the student begins the 2025–26 school year, will they already have their first bachelor's degree? ⓘ

☐ Yes ☒ No

Previous Continue

Parent's Student Personal Circumstances

The parent is asked if any of the listed personal circumstances apply to the student. The parent selects "None of these apply."

The screenshot shows the FAFSA 2025-26 form for the parent of Jenny Price. The form is titled "FAFSA FORM 2025-26" and "Parent of Jenny Price". It includes a "Save" button and a "FAFSA Menu" link. The progress bar shows five steps: 1. Personal Circumstances (selected), 2. Demographics, 3. Financials, 4. Colleges, and 5. Signature.

Student Personal Circumstances
Select all that apply:

- ☐ The student is currently serving on active duty in the U.S. armed forces for purposes other than training. ⓘ
- ☐ The student is a veteran of the U.S. armed forces. ⓘ
- ☐ The student has children or other people (excluding their spouse) who live with them and receive more than half of their support from the student now and between July 1, 2025, and June 30, 2026. ⓘ
- ☐ At any time since the student turned 13, they were an orphan (no living biological or adoptive parent). ⓘ
- ☐ At any time since the student turned 13, they were a ward of the court. ⓘ
- ☐ At any time since the student turned 13, they were in foster care. ⓘ
- ☐ The student is or was a legally emancipated minor, as determined by a court in their state of residence. ⓘ
- ☐ The student is or was in a legal guardianship with someone other than their parent or stepparent, as determined by a court in their state of residence. ⓘ
- ☒ None of these apply.

At the bottom of the form, there are "Previous" and "Continue" buttons.

Parent's Student Homelessness

The parent is asked if the student was unaccompanied and either homeless or at risk of being homeless. The parent selects "No."

The screenshot shows the FAFSA 2025-26 form for the Parent of Jenny Price. The form is titled "FAFSA FORM 2025-26" and includes a "Save" button and a "FAFSA Menu" link. The progress bar indicates the following steps: 1. Personal Circumstances, 2. Demographics, 3. Financials, 4. Colleges, and 5. Signature. The current step is "Student Homelessness". The question asks: "At any time on or after July 1, 2024, was the student unaccompanied and either (1) homeless or (2) self-supporting and at risk of being homeless? ⓘ". The "No" option is selected with a radio button. The "Yes" option is also visible. At the bottom, there are "Previous" and "Continue" buttons.

Parent's Student Unusual Circumstances

The parent is asked if unusual circumstances prevent the student from contacting their parent(s). The parent selects "No."

FAFSA® FORM 2025-26 Parent of Jenny Price Save FAFSA Menu

1 Personal Circumstances 2 Demographics 3 Financials 4 Colleges 5 Signature

Student Unusual Circumstances

This information will help us evaluate the student's ability to pay for school.

Do unusual circumstances prevent the student from contacting their parents or would contacting their parents pose a risk to the student? ⓘ

A student may be experiencing unusual circumstances if they

- left home due to an abusive or threatening environment;
- are abandoned by or estranged from their parents;
- have refugee or asylee status and are separated from their parents, or their parents are displaced in a foreign country;
- are a victim of human trafficking;
- are incarcerated, or their parents are incarcerated and contact with the parents would pose a risk to the student; or
- are otherwise unable to contact or locate their parents.

If the student's circumstances resulted in not having a safe and stable place to live, they may be considered a homeless youth and should review the answer to the previous question about being unaccompanied and homeless.

☐ Yes ☒ No

Previous Continue

Parent's Student Dependency Status: Dependent Student

Based on the answers provided by the parent, the student is considered a dependent student. The parent is asked if they want a financial aid administrator to determine the student's eligibility for a Direct Unsubsidized Loan only. This is an option if they are unwilling to provide their information. The parent selects "No."

FAFSA[®] FORM 2025-26 Parent of Jenny Price Save FAFSA Menu

1 Personal Circumstances 2 Demographics 3 Financials 4 Colleges 5 Signature

Student Dependency Status

Dependent Student
The student is a dependent student. This means information about the student's parent(s) must be provided on the FAFSA[®] form. This information helps determine how much federal student aid the student is eligible to receive.

Direct Unsubsidized Loan Only
Are the student's parents refusing to provide their information on this FAFSA[®] form? ⓘ
This response must be "No" for the student to be considered for Federal Pell Grant eligibility and most other types of federal student aid.

☐ Yes ☒ No

Previous Continue

Parent Identity Information

This is the first page within the parent section. The parent can verify that their personal information is correct. To update any of the personal information, the parent must access their Account Settings on StudentAid.gov.

The screenshot shows the FAFSA 2025-26 Parent Identity Information page. The header includes the FAFSA logo, the form year (2025-26), and the user's name (Parent of Jenny Price). There are links for 'Save' and 'FAFSA Menu'. The main heading is 'Parent Identity Information', followed by a instruction: 'Review the information below and verify that it's correct before moving forward.' The form displays the following information: Name (Mark P Price), Date of Birth (02/15/2006), Social Security Number (***-**-8046), Email Address (5996888046test@testcod.edu), and Mobile Phone Number (555) 557-6007. At the bottom, there is a link to 'Account Settings' for updating information.

FAFSA[®] FORM 2025-26 Parent of Jenny Price Save FAFSA Menu

Parent Identity Information

Review the information below and verify that it's correct before moving forward.

Name
Mark P Price

Date of Birth
02/15/2006

Social Security Number
***-**-8046

Email Address
5996888046test@testcod.edu

Mobile Phone Number
(555) 557-6007

To update this information for all U.S. Department of Education communications, go to [Account Settings](#).

Parent Identity Information (Continued)

This is a continuation of the first page within the parent section. The parent can verify their mailing address on this part of the page. To update this information, the parent must access their Account Settings on StudentAid.gov.

Permanent Mailing Address
Include apartment number.

123 Test

City
Test

State
CA

Zip Code
12345

Country ?
United States (US)

Continue

Parent Provides Consent and Approval

This page informs the parent about consent, approval, and the use of their federal tax information. By providing consent and approval, the parent's federal tax information is transferred directly into the FAFSA® form from the IRS to help complete the "Parent Financials" section.

FAFSA

FORM 2025-26

Parent of Jenny Price

Save FAFSA Menu

Provide Consent and Approval or the Student Won't Be Eligible for Federal Student Aid

Summary

Your consent and approval are needed to retrieve and disclose federal tax information. With your consent and approval, we can obtain tax return information automatically from the IRS to help you complete your section of the student's FAFSA® form. If you don't provide consent and approval, the student will not be eligible for federal student aid, including grants and loans. You must provide consent and approval even if you didn't file a U.S. federal tax return or any tax return.

- Get your 2023 tax return information for the 2025-26 FAFSA form.
- Federal tax information is used to determine the student's eligibility for federal student aid.
- Tax return information is required to complete the FAFSA form.

By accepting below, I consent to the disclosure of information about me, as described below, and further affirmatively approve of the receipt and use of my federal tax information and to the U.S. Department of Education (ED)'s redisclosure of my federal tax information, as described below. By accepting below, I consent to and affirmatively approve of, as applicable, the following:

- ED may disclose my Social Security number/Individual Taxpayer Identification Number, last name, date of birth, unique identifier, the tax year for which federal tax information is required, and the date and timestamp of my approval for the use of my federal tax information in determining eligibility by ED for which approval is provided to the U.S. Department of the Treasury, Internal Revenue Service (IRS). I understand that in response to such a request from ED, the IRS shall then disclose my federal tax information to "authorized persons" (i.e., specifically designated officers and employees of ED and its contractors (as defined in 26 U.S.C. § 6103(n)(13)(E))) for the purpose of determining eligibility for and the amount of federal student aid under a program authorized under subpart 1 of part A, part C, or part D of Title IV of the Higher Education Act of 1965, as amended, for myself or an applicant for federal student aid who has requested that I share my federal tax information on their Free Application for Federal Student Aid (FAFSA®) form.
- Authorized persons at ED and its contractors (as defined in 26 U.S.C. § 6103(n)(13)(E)) may use my federal tax information for the purpose of determining the eligibility for and amount of federal student aid under a program authorized under subpart 1 of part A, part C, or part D of Title IV of the Higher Education Act of 1965, as amended, for myself or a FAFSA applicant who has requested that I share my federal tax information on the FAFSA form.
- ED may redisclose my federal tax information received from the IRS pursuant to 26 U.S.C. § 6103(n)(13)(D)(iii) to the following entities solely for the use in the application, award, and administration of financial aid:
 - Institutions of higher education participating in the federal student aid programs authorized under subpart 1 of part A, part C, or part D of Title IV of the Higher Education Act of 1965, as amended.

Parent Provides Consent and Approval (Continued)

This is a continuation of the consent and approval page. Frequently asked questions about consent and approval are also provided that the parent can expand and collapse. The parent selects "Approve" to provide consent and approval, and they are taken to the next page.

- State higher education agencies
- Scholarship organizations designated prior to Dec. 19, 2019, by the secretary of education
- Contractors of institutions of higher education and state higher education agencies to administer aspects of the institution's or state agency's activities for the application, award, and administration of such financial aid

4. ED may redisclose my federal tax information to another FAFSA applicant's FAFSA form(s) for which I elect to participate. By accepting an invitation and affirmation to participate in another individual's FAFSA form, my federal tax information will be redisclosed to the additional application. I understand that I may decline an invitation to participate, which will prevent the transfer of my federal tax information to that FAFSA form.

By consenting and providing my affirmative approval, I further understand the following:

- My consent and affirmative approval are required, as a condition of my eligibility or the eligibility of a FAFSA applicant who has requested that I share my federal tax information on their FAFSA form, for federal student aid under a program authorized under subpart 1 of part A, part C, or part D of Title IV of the Higher Education Act of 1965, as amended, even if I did not file a U.S. federal tax return.
- I am providing my written consent for the redisclosure of my federal tax information by ED to include, but not limited to, institutions of higher education, state higher education agencies, designated scholarship organizations, their respective contractors and auditors, other family members participating in the FAFSA form, Office of Inspector General, under 26 U.S.C. § 6103(i) (13)(D), and with my further express written consent obtained by an institution of higher education, the redisclosure of FAFSA information pursuant to the terms and conditions of 20 U.S.C. § 1098h(c).
- Any federal tax information received from the IRS at a later date shall supersede any manually entered financial or income information on the FAFSA form.
- ED may request updated federal tax information from the IRS once my consent and approval are provided. If federal tax information has changed (e.g., amended tax return filed with revised information), then eligibility for and amounts of federal, state, and institutional financial aid may change.
- If I do not consent to the redisclosure of my federal tax information to institutions of higher education, state higher education agencies, designated scholarship organizations, and their respective contractors, ED will be unable to calculate my eligibility for federal student aid or the eligibility of a FAFSA applicant who has requested that I share my federal tax information on their FAFSA form.

By accepting below, I consent electronically to the use of my StudentAid.gov account username and password (FSA ID) as my signature and certify under penalty of perjury under the laws of the United States of America, that the foregoing is true and correct. I understand that any falsification of this statement is punishable under the provisions of 18 U.S.C. § 1001 by a fine, imprisonment of not more than five years, or both, and that the knowing and willful request for or acquisition of records pertaining to an individual under false pretenses is a criminal offense under the Privacy Act of 1974, subject to a fine of not more than \$5,000 fine (5 U.S.C. § 552(a)(1)(3)). By accepting and submitting my part of the FAFSA, my execution (including date and time) of consent and approval will be logged in ED's Person Authentication Service System of Record (18-11-12).

Frequently Asked Questions

Who should provide consent and approval?

If I'm married and didn't file a joint tax return with my current spouse, does my spouse have to provide consent and approval for you to access their tax information?

What happens after I provide consent and approval?

What happens if I decline consent and approval?

Select "Approve" to consent and approve for the use of your federal tax information to determine the student's eligibility for federal student aid. If you select "Decline," the student will not be eligible for federal student aid.

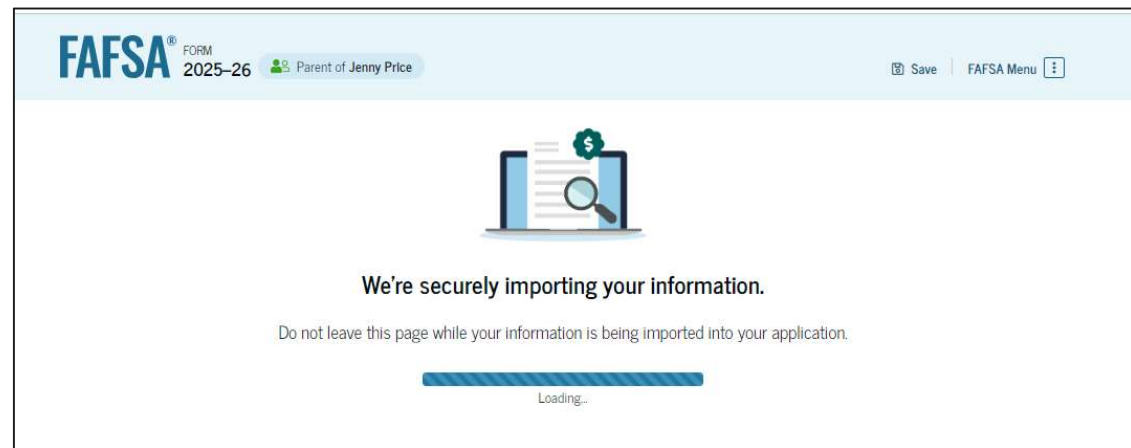
Previous

Decline

Approve

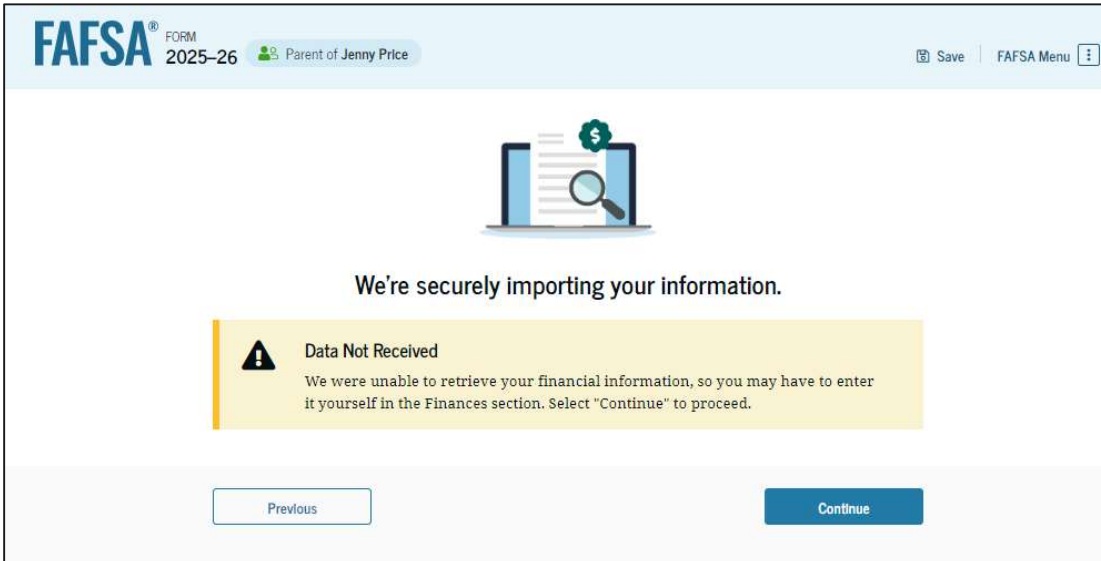
Parent Imports IRS Information

This page imports the parent's federal tax information by directly transferring it into the FAFSA® form from the IRS to help complete the "Parent Financials" section.



Parent Imports IRS Information (Continued)

This page displays the results from the IRS import for the parent. For this scenario, the parent is starting a new FAFSA and there is no federal tax information available from the IRS.



The screenshot shows the FAFSA 2025-26 interface for a parent named Jenny Price. At the top, there is a header with the FAFSA logo, the text 'FORM 2025-26', and a user icon with the name 'Parent of Jenny Price'. To the right of the header are links for 'Save' and 'FAFSA Menu'. The main content area features an illustration of a laptop with a magnifying glass over a document and a dollar sign icon. Below this, a message states: 'We're securely importing your information.' A yellow warning box contains an exclamation mark icon and the text: 'Data Not Received. We were unable to retrieve your financial information, so you may have to enter it yourself in the Finances section. Select "Continue" to proceed.' At the bottom of the page, there are two buttons: 'Previous' and 'Continue'.

Introduction: Parent Demographics

This is the first page in the "Parent Demographics" section. It provides an overview of the section.



The screenshot shows the FAFSA 2025-26 "Parent Demographics" page. At the top left is the FAFSA logo with "FORM 2025-26" and a user icon labeled "Parent of Jenny Price". The main heading is "Parent Demographics". Below it, a text box explains: "We'll ask questions about you and your family. These questions will help determine how much federal student aid the student is eligible to receive for school." To the right of this text is an illustration of three diverse people: a young woman, a man in a lab coat, and a chef. At the bottom, there are two buttons: "Previous" and "Continue".

Parent Current Marital Status

The parent is asked about their current marital status. They select the "Single (never married)" option.

The screenshot shows the FAFSA 2025-26 form for the parent of Jenny Price. The form is titled "FAFSA FORM 2025-26" and includes a "Save" button and a "FAFSA Menu" link. The progress bar indicates three steps: 1. Demographics, 2. Financials (checked), and 3. Signature. The current section is "Parent Current Marital Status" with a help icon. The options are:

- ☒ Single (never married)
- ☐ Unmarried and both legal parents living together
- ☐ Married (not separated)
- ☐ Remarried
- ☐ Separated
- ☐ Divorced
- ☐ Widowed

At the bottom, there are "Previous" and "Continue" buttons.

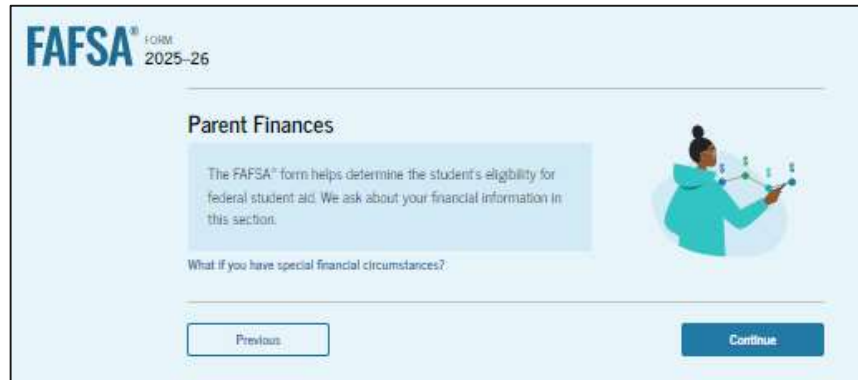
Parent State of Legal Residence

The parent is asked about their state of legal residence. The parent selects the state from a drop-down box and provides the month and year when they became a legal resident.

The screenshot shows the FAFSA 2025-26 form for the parent of Jenny Price. The form is titled "Parent State of Legal Residence". It features a progress bar at the top with three steps: 1. Demographics, 2. Financials (marked with a checkmark), and 3. Signature. The main section contains a "State" dropdown menu with "California (CA)" selected. Below this is a section titled "Date the Parent Became a Legal Resident of California (CA)" with two input fields: "Month" (01) and "Year" (1998). At the bottom, there are "Previous" and "Continue" buttons.

Introduction: Parent Financials

This is the first page within the "Parent Financials" section. It provides an overview of the section.



The screenshot shows the FAFSA 2025-26 "Parent Financials" introduction page. The header includes the FAFSA logo and "FORM 2025-26". The main heading is "Parent Financials". Below it, a text box explains: "The FAFSA® form helps determine the student's eligibility for federal student aid. We ask about your financial information in this section." To the right is an illustration of a person in a blue hoodie pointing at a screen. Below the text box, a link reads "What if you have special financial circumstances?". At the bottom are two buttons: "Previous" and "Continue".

Parent Federal Benefits Received

This page asks the parent if they or anyone in their family has received federal benefits. The parent selects "None of these apply."

The screenshot displays the FAFSA 'Federal Benefits Received' section. At the top, the FAFSA logo and the year 2025-26 are visible. The user is identified as 'Parent of Jenny Price'. The page is divided into three sections: Demographics, Financials, and Signatures. The 'Financials' section is currently active. A green box contains the text: 'Questions Don't Affect Federal Student Aid Eligibility. Your answers to these questions will not affect the student's eligibility for federal student aid or these federal benefits.' Below this, a question asks: 'At any time during 2023 or 2024, did the parent or anyone in their family receive benefits from any of the following federal programs?'. A list of programs follows, each with an unchecked checkbox: Earned Income Credit (EIC), Federal Housing Assistance, Free or Reduced Price School Lunch, Medicaid, Refundable Credit for Coverage Under a Qualified Health Plan (QHP), Supplemental Nutrition Assistance Program (SNAP), Supplemental Security Income (SSI), Temporary Assistance for Needy Families (TANF), and Special Supplemental Nutrition Program for Women, Infants, and Children (WIC). The 'None of these apply.' option is checked. At the bottom, there are 'Previous' and 'Continue' buttons.

Parent Tax Filing Status

This page asks the parent about their tax filing status. The parent selects "Yes" to "Did or will the parent file a 2023 IRS Form 1040 or 1040-NR?"

FAFSA[®] FORM 2025-26 Parent of Jenny Price Save FAFSA Menu

1 Demographics 2 Financials 3 Signature

Parent Tax Filing Status

Did or will the parent file a 2023 IRS Form 1040 or 1040-NR? ⓘ

☒ Yes ☐ No

Previous Continue

Parent Family Size

This page displays the family size for the parent. The parent has the option to enter the number of children or other dependents who live with the parent and will receive more than half of their support from the parent between July 1, 2025, and June 30, 2026.

FAFSA[®]

FORM 2025-26

Parent of Jenny Price

Save

FAFSA Menu

1

2

3

Demographics

Financials

Signature

Family Size

Based on answers to previous questions, we've made some assumptions about your family. The student and the student's parent (and parent's spouse, if married) are always included in the family size. The box below shows your family size based on our assumptions and the number of children or other dependents you report.

The parent's family size is **3**.

Parent: 1

Student: 1

Parent's Children and Other Dependents: 1

Enter the number of children or other dependents who live with the parent and will receive more than half of their support from the parent between July 1, 2025, and June 30, 2026.

Include dependent children who meet these criteria, even if they live apart because of college enrollment.
Do not include the student applicant.

?

Previous

Continue

Parent Number in College

This page asks the parent how many people in the family will be in college between July 1, 2025, and June 30, 2026. The parent enters a response into the entry field.

FAFSA[®] FORM 2025-26 Parent of Jenny Price Save FAFSA Menu

Demographics Financials Signature

Number in College

Out of the 3 people in the parent's family, how many will be in college between July 1, 2025, and June 30, 2026?

Do not include parent(s).

1 ⓘ

Previous Continue

Parent Tax Return Information

The parent is asked questions about their 2023 tax return. They enter a response in each entry field.

FAFSA[®] 2025-26

Parent of Jesse Pink

Save

FAFSA Menu

Completed

Financials

Signature

Parent 2023 Tax Return Information

Refer to the parent's 2023 tax return to answer the following questions.
If the answer is zero or the question does not apply, enter 0.

Where to find this information on the tax form

Filing Status

☐ Single
 ☐ Head of household
 ☐ Married filing jointly
 ☐ Married filing separately
 ☐ Qualifying surviving spouse

Income Earned From Work

\$ 0.00

Tax-Exempt Interest Income

\$ 0.00

Unearned Portions of IRA Distributions

\$ 0.00

Unearned Portions of Pensions

\$ 0.00

Adjusted Gross Income

\$ 0.00

Income Tax Paid

\$ 1,000.00

IRA Deductions and Payments to Self-Employed SEP, SIMPLE, and Qualified Plans

\$ 0.00

Education Credits (American Opportunity Tax Credit and Lifetime Learning Tax Credit)

\$ 0.00

Did the parent file a Schedule A, B, D, E, F, or H with their 2023 IRS Form 1040?

☐ Yes
 ☒ No
 ☐ Don't know

Net Profit or Loss From IRS Form 1040 Schedule C

\$ 0.00

Amount of College Grants, Scholarships, or AmeriCorp Benefits Reported as Income to the IRS

The parent paid taxes on these grants, scholarships, or benefits. These usually apply to those completing their FAFSA[®] form again, not to first-time applicants. If married, include amounts parent's spouse/partner received.

\$ 0.00

Foreign Earned Income Exclusion

\$ 0.00

Previous

Continue

Parent Assets

The parent is asked about their assets.

The parent enters a response in each entry field.

The screenshot shows the FAFSA 2025-26 Financial section for a parent named Jenny Price. The progress bar indicates the user is on the Financials page (step 2 of 3). The section is titled "Parent Assets" and contains three sub-sections, each with a monetary input field set to \$0.00.

- Annual Child Support Received:** Enter the total amount of child support the parent received for the last complete calendar year.
- Total Amount of Cash, Savings, and Checking Accounts on the Date the FAFSA Form Was First Submitted:** Don't include student aid.
- Net Worth of Investments, Including Real Estate, on the Date the FAFSA Form Was First Submitted:** Don't include the home the parent lives in. Net worth is the value of the investments minus any debts owed against them.
- Net Worth of Businesses and Investment Farms on the Date the FAFSA Form Was First Submitted:** Enter the net worth of the parent's businesses and for-profit agricultural operations. Net worth is the value of the businesses and farms minus any debts owed against them.

At the bottom of the form are "Previous" and "Continue" buttons.

Parent Review Page

The review page displays the responses that the parent has provided in the previous student and parent sections of the student's FAFSA® form. The parent can view all their responses by selecting "Expand All" or expand each section individually. To edit a response, they can select the question's hyperlink to be taken to the corresponding page.

The screenshot displays the FAFSA Parent Review Page. At the top, it shows the FAFSA logo, the year 2025-26, and the user's name, Parent of Jimmy Price. There are links for 'Save' and 'FAFSA Menu'. The main heading is 'Continue To Sign Your Form', followed by a summary box stating: 'Here's a summary of the information you provided on the FAFSA® form. Continue once you're ready to submit.' To the right is an illustration of a person on a bicycle. Below this is a green box with a checkmark icon and the text: 'Scroll To Continue After reviewing your answers, scroll to the bottom of the page to continue. You must continue past this page to sign and submit your section of the FAFSA form.' The page is divided into two main sections: 'Student Sections' and 'Parent Sections', each with an 'Expand All' link. Under 'Student Sections', there are five items: 'Introduction Personal Identifiers' (checked), 'Section 1 Personal Circumstances' (checked), 'Section 2 Demographics' (unchecked), 'Section 3 Financials' (unchecked), and 'Section 4 Colleges' (unchecked). Under 'Parent Sections', there are three items: 'Introduction Personal Identifiers' (checked), 'Section 1 Demographics' (checked), and 'Section 2 Financials' (checked). At the bottom, there are 'Previous' and 'Continue' buttons.

Parent Signature

On this page, the parent acknowledges the terms and conditions of the FAFSA® form and signs their section. After agreeing and signing, the parent is able to submit their section of the FAFSA form. Since the student section is incomplete, the FAFSA form is not considered complete and can't be processed yet.

FAFSA Form 2025-26 [Print if Jonny Price](#) [Save](#) | [FAFSA Menu](#)

[Demographics](#) [Financials](#) [Signature](#)

Sign and Complete Your Section

Summary

This page confirms that you understand the terms and conditions of the FAFSA® form and filled out the form accurately to the best of your ability.

The FAFSA form is a legal document you will electronically sign with your account username and password (FSA ID). Because your FSA ID is associated with your personal information, do not share it with anyone.

By signing the student's application electronically using your account username and password, YOU, THE PARENT, certify that all of the information you provided is true and complete to the best of your knowledge and you agree, if asked, to provide:

- Information that will verify the accuracy of your completed form, and
- U.S. or foreign income tax forms that you filed or are required to file.

You also certify that you understand that the secretary of education has the authority to verify information reported on your application.

If you sign this application or any document related to the federal student aid programs electronically using a username and password, and/or any other credential, you certify that you are the person identified by the username and password, and/or any other credential and have not disclosed that username and password, and/or any other credential to anyone else. If you purposefully give false or misleading information, including applying as an independent student without meeting the unusual circumstances required to qualify for such a status, you may be subject to criminal penalties under 20 U.S.C. 1097, which may include a fine up to \$20,000, imprisonment, or both.

Additionally, by signing this application electronically using your FSA ID, you authorize the U.S. Department of Education to disclose all information you provided on this application, as required under Section 483(a)(2)(D)(i) of the Higher Education Act of 1965, as amended, to the institutions identified herein, state higher education agencies (in the student's state of residence and the states in which the institutions identified herein are located), and designated scholarship organizations to assist with the application, award, and administration of federal, state, or institutional financial aid programs and designated scholarship programs. Notwithstanding this authorization, the name of an institution the student selected to authorize such disclosure shall not be shared with any other institution.

Sign Your Section

☒ I, Mark Price, agree to the terms outlined above.

[Previous](#) [Sign](#)

Parent Section Complete

Upon signing the parent section, the parent is presented “The parent section is complete!” page. This page displays information for the parent about next steps, including tracking the student’s FAFSA® form. The parent is reminded that the student’s form is not complete and can’t be processed until the student section is complete.

FAFSA FORM 2025–26 Parent of Jenny Price Save FAFSA Menu

You're Almost There!
The parent section is complete!

Requirements for FAFSA® Submission
This FAFSA® form is not complete until all required contributors fill in their sections of the form and sign it. Once completed, the FAFSA form will be submitted for processing.

Contributor(s)	Role	Date Added	Status
Mark Price	Parent	8/28/2024	Section Complete

Track the Student's FAFSA® Form
The application has been added to the “My Activity” section page in your StudentAid.gov account. Visit this page to keep track of the FAFSA status and review, edit, or delete information on the student's form.

[View Status](#)

Parent Section Complete (Continued)

This is a continuation of the parent section complete page. This page displays information for the parent about next steps, including checking their email. The parent is told that they can manually provide their information, but the student will not be eligible for federal student aid until the student provides consent, approval, and their signature. Next, in this scenario, the parent selects "Provide Student Information Manually" and enters the student section.

Here's What You Can Do Next



Check Your Email

You'll receive an email version of this page at the following email address:
599888046test@testcod.edu.



Action Still Needed

The invited contributor(s) will receive an email invitation to join this form.

We strongly recommend that the student completes their own section. If that isn't possible, you can manually provide their information, but they will not be eligible for federal student aid, including grants and loans, until they provide consent and approval, and sign the form.

[Provide Student Information Manually](#)

Introduction: Parent's Student Demographics



This is the first page within the "Student Demographics" section. It provides an overview of the section.

The image shows a screenshot of the FAFSA 2025-26 application interface. At the top left, the FAFSA logo is displayed next to the text "FORM 2025-26". To the right of this, a user profile is shown as "Parent of Jenny Price". The main heading is "Student Demographics". Below the heading, a text box explains: "We'll ask questions about the student's background and the education levels of their parent(s). Some of these questions will help determine how much federal student aid the student may be eligible to receive for school." To the right of the text box is an illustration of three people: a young person in an orange shirt, a man in a white lab coat, and a woman in a white chef's hat. At the bottom, there are two buttons: "Previous" on the left and "Continue" on the right.

Parent's Student Demographic Information

The parent is asked about the student's gender identity. The parent selects "Prefer not to answer."

FAFSA[®] FORM 2025-26 Parent of Jenny Price

Save | FAFSA Menu

1 Personal Circumstances 2 Demographics 3 Financials 4 Colleges 5 Signature

Student Demographic Information

Questions Used for Research Purposes Only and Do Not Affect Federal Student Aid Eligibility

Your answers will not

- affect the student's eligibility for federal student aid,
- be used in any calculations, or
- be shared with the schools to which the student applies.

What is the student's gender? ⓘ

☐ Male

☐ Female

☐ Nonbinary

☒ Prefer not to answer

Previous Continue

Parent's Student Race and Ethnicity

The parent is asked if the student is of Hispanic, Latino, or Spanish origin. They are also asked about the student's race. The parent selects checkboxes to answer both questions.

FAFSA FORM 2025-26 Parent of Jenny Price Save FAFSA Menu

1 Personal Circumstances 2 Demographics 3 Financials 4 Colleges 5 Signature

Student Race and Ethnicity

Questions Used for Research Purposes Only and Do Not Affect Federal Student Aid Eligibility

Your answers will not:

- affect the student's eligibility for federal student aid.
- be used in any calculations or
- be shared with the schools to which the student applies.

Is the student of Hispanic, Latino, or Spanish origin?

Select all that apply:

☐ No, not of Hispanic, Latino, or Spanish origin

☐ Yes, Mexican, Mexican American, or Chicano

☐ Yes, Puerto Rican

☐ Yes, Cuban

☐ Yes, another Hispanic, Latino, or Spanish origin

☒ Prefer not to answer

What is the student's race?

Select all that apply:

☐ White

☐ Black or African American

☐ Asian

☐ American Indian or Alaska Native

☐ Native Hawaiian or Other Pacific Islander

☒ Prefer not to answer

Previous Continue

Parent's Student Citizenship Status

The parent is asked about the student's citizenship status. The parent selects the "U.S. citizen or national" option.

FAFSA[®] FORM 2025-26 Parent of Jenny Price Save FAFSA Menu

1 Personal Circumstances 2 Demographics 3 Financials 4 Colleges 5 Signature

Student Citizenship Status ⓘ

☒ U.S. citizen or national

☐ Eligible noncitizen

☐ Neither U.S. citizen nor eligible noncitizen

Previous Continue

Parent Education Status

The parent is asked about their education status. They select the "Neither parent attended college" option.

The screenshot shows the FAFSA 2025-26 interface for a parent of Jenny Price. The progress bar at the top indicates the following steps: 1. Personal Circumstances (completed), 2. Demographics (current step), 3. Financials, 4. Colleges, and 5. Signature. The "Parent Education Status" section asks, "Did either of the student's parents attend college or complete college?" with four radio button options: "Neither parent attended college" (selected), "One or both parents attended college, but neither parent completed college", "One or both parents completed college", and "Don't know". At the bottom, there are "Previous" and "Continue" buttons.

FAFSA[®] FORM 2025-26 Parent of Jenny Price Save FAFSA Menu

1 Personal Circumstances 2 Demographics 3 Financials 4 Colleges 5 Signature

Parent Education Status

Did either of the student's parents attend college or complete college? ⓘ

☒ Neither parent attended college

☐ One or both parents attended college, but neither parent completed college

☐ One or both parents completed college

☐ Don't know

Previous Continue

Parent Killed in Line of Duty

The parent is asked if the student's parent or guardian was killed in the line of duty. The parent selects the "No" option.

The screenshot shows the FAFSA 2025-26 form for the parent of Jenny Price. The progress bar indicates the user is on the 'Demographics' step (2). The question is 'Parent Killed in Line of Duty'. The text of the question is: 'Was the student's parent or guardian killed in the line of duty while either (1) serving on active duty as a member of the U.S. armed forces on or after the events of 9/11, or (2) performing official duties as a public safety officer?'. Below the question is a note: 'Public safety officers include law enforcement officers, firefighters, and emergency service workers.' There are two radio button options: 'Yes' and 'No'. The 'No' option is selected. At the bottom, there are 'Previous' and 'Continue' buttons.

FAFSA[®] FORM 2025-26 Parent of Jenny Price Save FAFSA Menu

1 Personal Circumstances 2 Demographics 3 Financials 4 Colleges 5 Signature

Parent Killed in Line of Duty

Was the student's parent or guardian killed in the line of duty while either (1) serving on active duty as a member of the U.S. armed forces on or after the events of 9/11, or (2) performing official duties as a public safety officer? ⓘ

Public safety officers include law enforcement officers, firefighters, and emergency service workers.

☐ Yes ☒ No

Previous Continue

Parent's Student High School Completion Status

The parent is asked what the student's high school completion status will be when they start the 2025–26 school year. The parent selects the "High school diploma" option.

The screenshot shows the FAFSA 2025-26 form for the parent of Jenny Price. The form is titled "FAFSA FORM 2025-26" and includes a "Save" button and a "FAFSA Menu" button. A progress bar at the top indicates the current step is "2 Demographics", with other steps being "1 Personal Circumstances", "3 Financials", "4 Colleges", and "5 Signature". The main section is titled "Student High School Completion Status" and asks, "What will the student's high school completion status be at the beginning of the 2025-26 school year?". There are four radio button options: "High school diploma" (selected), "State-recognized high school equivalent (e.g., GED certificate)", "Homeschooled", and "None of the above". At the bottom, there are "Previous" and "Continue" buttons.

Parent's Student High School Information

The parent is asked which high school the student did or will graduate from. The parent enters the student's high school's state and city. After selecting "Search," they select the correct high school from the search results.

FAFSA® FORM 2025-26 Parent of Jenny Price

Save FAFSA Menu

1 Personal Circumstances 2 Demographics 3 Financials 4 Colleges 5 Signature

Student High School Information

From what high school did or will the student graduate? ⓘ

State
California (CA)

City
San Diego

High School Name - optional
mir X

Mira Mesa High

Previous Continue

FAFSA® FORM 2025-26 Parent of Jenny Price

Save FAFSA Menu

1 Personal Circumstances 2 Demographics 3 Financials 4 Colleges 5 Signature

Student High School Information

From what high school did or will the student graduate? ⓘ

State
California (CA)

City
San Diego

High School Name - optional
Mira Mesa High

Mira Mesa High
San Diego, California (CA)

Search Again

Previous Continue

Parent Confirms High School

The parent is asked to confirm the high school information. By selecting "Edit," they will return to the high school information page. The parent verifies the student's high school information and selects "Continue" to proceed to the next section.

The screenshot shows the FAFSA 2025-26 form for the Parent of Jenny Price. The form is titled "Confirm The Student's High School" and includes instructions: "Verify that the student's high school information below is correct. Once you're ready, select 'Continue' and we'll add it to their FAFSA® form." The form fields are: High School Name (Mira Mesa High), City (San Diego), and State (CA). There is an "Edit" link next to the High School Name field. The form also has a "Previous" button and a "Continue" button at the bottom.

FAFSA® FORM 2025-26 Parent of Jenny Price

Save FAFSA Menu

1 Personal Circumstances 2 Demographics 3 Financials 4 Colleges 5 Signature

Confirm The Student's High School

Verify that the student's high school information below is correct. Once you're ready, select "Continue" and we'll add it to their FAFSA® form.

High School Name Mira Mesa High Edit

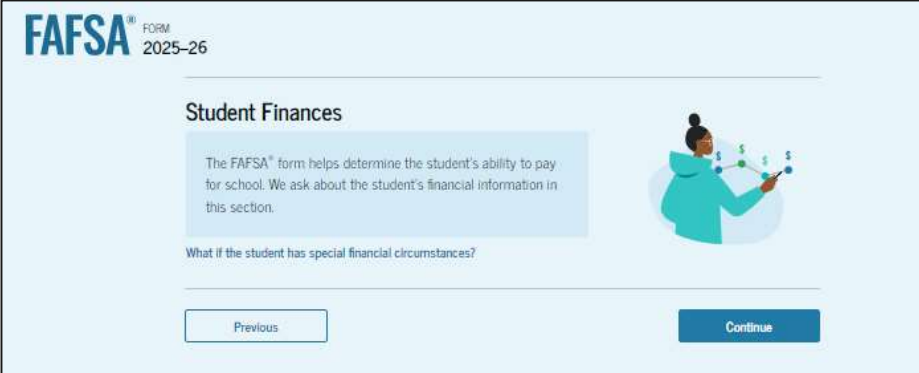
City San Diego

State CA

Previous Continue

Introduction: Parent's Student Financials

This is the first page within the "Student Financials" section. It provides an overview of the section.



The screenshot shows the FAFSA 2025-26 "Student Finances" section. At the top left is the FAFSA logo with "FORM 2025-26" next to it. The title "Student Finances" is centered. Below it, a text box explains: "The FAFSA® form helps determine the student's ability to pay for school. We ask about the student's financial information in this section." To the right is an illustration of a person in a blue hoodie holding a pen, with dollar signs floating around. Below the text box, a link reads "What if the student has special financial circumstances?". At the bottom are two buttons: "Previous" and "Continue".

Parent's Student Tax Filing Status

This page asks the parent about the student's tax filing status. The parent selects "Yes" to "Did or will the student file a 2023 IRS Form 1040 or 1040-NR?"

The screenshot shows the FAFSA 2025-26 form for the parent of Jenny Price. The progress bar at the top indicates the following steps: Personal Circumstances (1), Demographics (2), Financials (3), Colleges (4), and Signature (5). The 'Financials' step is currently active. The section title is 'Student Tax Filing Status'. The question is 'Did or will the student file a 2023 IRS Form 1040 or 1040-NR?'. The 'Yes' radio button is selected, and the 'No' radio button is unselected. At the bottom, there are 'Previous' and 'Continue' buttons.

Parent's Student Tax Return Information

Since the student has not provided consent and approval for their federal tax information to be transferred directly into the FAFSA® form, the parent is asked to manually enter the student's 2023 tax return information. The parent selects their tax filing status and enters a response in each entry field.

FAFSA® FORM 2025-26 Parent of Jenny Price Save FAFSA Menu 1

Personal Circumstances Demographics Financials Colleges Signature

Student 2023 Tax Return Information

Refer to the student's 2023 tax return to answer the following questions.
If the answer is zero or the question does not apply, enter 0.

[Where to find this information on the tax form](#)

Filing Status

☒ Single

☐ Head of household

☐ Married filing jointly

☐ Married filing separately

☐ Qualifying surviving spouse

Income Earned From Work

\$ 6,000 .00

Tax Exempt Interest Income

\$ 0 .00

Parent's Student Tax Return Information (Continued)

This is a continuation of the student's 2023 tax information page. The parent enters a response in each entry field.

Untaxed Portions of Pensions	
\$	0 .00
Adjusted Gross Income	
\$	500 .00
Income Tax Paid	
\$	50 .00
IRA Deductions and Payments to Self-Employed SEP, SIMPLE, and Qualified Plans	
\$	0 .00
Education Credits (American Opportunity Tax Credit and Lifetime Learning Tax Credit)	
\$	0 .00
Amount of College Grants, Scholarships, or AmeriCorps Benefits Reported as Income to the IRS	
<small>The student paid taxes on these grants, scholarships, or benefits. These usually apply to those completing their FAFSA® form again, not to first-time applicants. If married, include the amount the student's spouse received.</small>	
\$	0 .00 ⓘ
Foreign Earned Income Exclusion	
\$	0 .00 ⓘ
<div>Previous</div> <div>Continue</div>	

Parent's Student Assets

The parent is asked about the student's assets. The parent enters a response in each entry field.

FAFSA FORM 2025-26 Parent of Jenny Price Save FAFSA Menu

Personal Circumstances Demographics **Financials** Colleges Signature

Student Assets

Current Total of Cash, Savings, and Checking Accounts
Don't include student aid.

\$ ⓘ

Current Net Worth of Investments, Including Real Estate
Don't include the home the student lives in. Net worth is the value of the investments minus any debts owed against them.

\$ ⓘ

Current Net Worth of Businesses and Investment Farms
Enter the net worth of the student's businesses and for-profit agricultural operations. Net worth is the value of the businesses and farms minus any debts owed against them.

\$ ⓘ

Previous Continue

Introduction: Parent Select Colleges

This is the first page in the "Select Colleges and Career Schools" section, which is the final part of the FAFSA® form's student section to require information. It provides an overview of the section.



The screenshot shows the FAFSA 2025-26 interface for a parent of Jenny Price. The header includes the FAFSA logo, the text 'FORM 2025-26', and a user icon with the name 'Parent of Jenny Price'. The main heading is 'Select Colleges and Career Schools'. Below this, a text box states: 'Search for and select colleges and career schools you're considering so they automatically receive an electronic copy of the FAFSA® form.' To the right of the text is an illustration of a person wearing a graduation cap and glasses, sitting at a desk with books. At the bottom, there are two buttons: 'Previous' on the left and 'Continue' on the right.

Parent College Search

The parent is asked to search for the colleges, career schools, and/or trade schools they would like to receive the student's FAFSA® information. The parent searches for a school by entering a state, city, and/or school name. After selecting "Search," they select the correct school(s) from the search results. Parents can send the student's FAFSA information to a maximum of 20 schools. The parent is required to add at least one college or career school.

FAFSA® FORM 2025-26 Parent of Jenny Price | Save | FAFSA Menu

Personal Circumstances | Demographics | Financials | **Colleges** | Signature

Where should we send the FAFSA® information?
Search and select colleges and career schools.

If you can't find your school when searching by school name or state, try searching by School Code.

You must add at least one college or career school to the FAFSA® form. You can add up to 20 schools. Make sure to list all the schools you're considering, even if you're not certain you'll apply to all of them. You can add or delete schools on your FAFSA form later. [Find tips for searching for colleges or career schools.](#)

0 out of 20 schools selected | View Selected Schools

Search by School Name | Search by School Code

State: cali x
California (CA)

School Name - optional

Search

Previous | Continue

San Francisco School of Massage & Bodywork
San Francisco, California (CA) | Federal School Code 042734 | + Select

City College of San Francisco
San Francisco, California (CA) | Federal School Code 012874 | + Select

American Conservatory Theater Foundation
San Francisco, California (CA) | Federal School Code 014545 | ✓ Selected

Golden Gate University
San Francisco, California (CA) | Federal School Code 001205 | ✓ Selected

San Francisco Institute of Esthetics
San Francisco, California (CA) | Federal School Code 041413 | ✓ Selected

Search and Select More Schools

< Previous 1 2 Next >

Previous | Continue

Parent Selected Colleges

The parent can view which colleges, career schools, and/or trade schools they have selected for the student. If the parent has not selected 20 schools, they have the option to search and select more schools. When the parent selects "Continue," they will have completed entering the required student information for the student section and can proceed to the review page.

FAFSA FORM 2025-26 Parent of Jenny Price

Save | FAFSA Menu

Personal Circumstances | Demographics | Financials | **Colleges** | Signature

Selected Colleges and Career Schools

These are the colleges and career schools that you've selected to receive the FAFSA® form.

Review this list of schools and confirm your selection(s).

School List Guidelines for California Residents

To be eligible for state grant aid in California, you must list an eligible in-state college. The order of schools in your college list will not impact your eligibility for state aid programs.

3 out of 20 schools selected

Showing 1 to 3 of 3

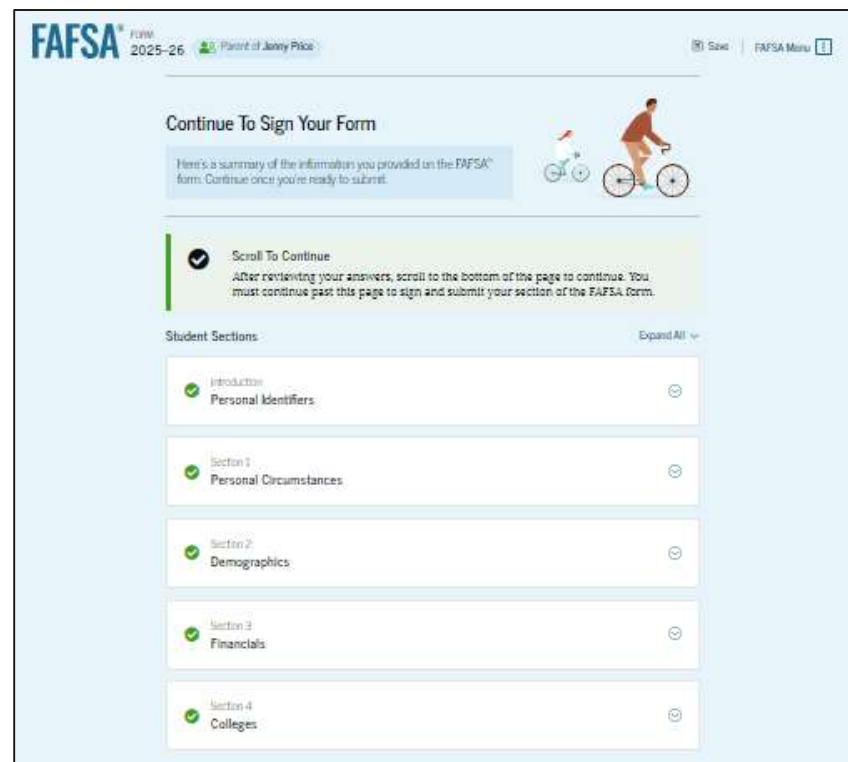
American Conservatory Theater Foundation San Francisco, California (CA)	Federal School Code: 014545	Remove	View Information
Golden Gate University San Francisco, California (CA)	Federal School Code: 001205	Remove	View Information
San Francisco Institute of Esthetics San Francisco, California (CA)	Federal School Code: 041413	Remove	View Information

Search and Select More Schools

Previous Continue

Parent's Student Review Page

The review page displays the responses that the parent has provided in the FAFSA® form on behalf of the student. The parent can view all the responses by selecting "Expand All" or expanding each section individually. To edit a response, the parent can select the question's hyperlink and will be taken to the corresponding page. The parent cannot provide a signature for the student.



The screenshot shows the FAFSA Parent's Student Review Page for the 2025-26 form year. The page is titled "Continue To Sign Your Form" and includes a summary of the information provided. A "Scroll To Continue" section instructs the parent to scroll to the bottom of the page to continue. Below this, a list of "Student Sections" is displayed, each with a green checkmark and a link to expand or view the section. The sections listed are: Introduction Personal Identifiers, Section 1 Personal Circumstances, Section 2 Demographics, Section 3 Financials, and Section 4 Colleges. An "Expand All" link is located at the top right of the sections list.

FAFSA® FORM 2025-26 Parent of Jonny Price Save FAFSA Menu

Continue To Sign Your Form

Here's a summary of the information you provided on the FAFSA® form. Continue once you're ready to submit.

Scroll To Continue

After reviewing your answers, scroll to the bottom of the page to continue. You must continue past this page to sign and submit your section of the FAFSA form.

Student Sections Expand All

- Introduction Personal Identifiers
- Section 1 Personal Circumstances
- Section 2 Demographics
- Section 3 Financials
- Section 4 Colleges

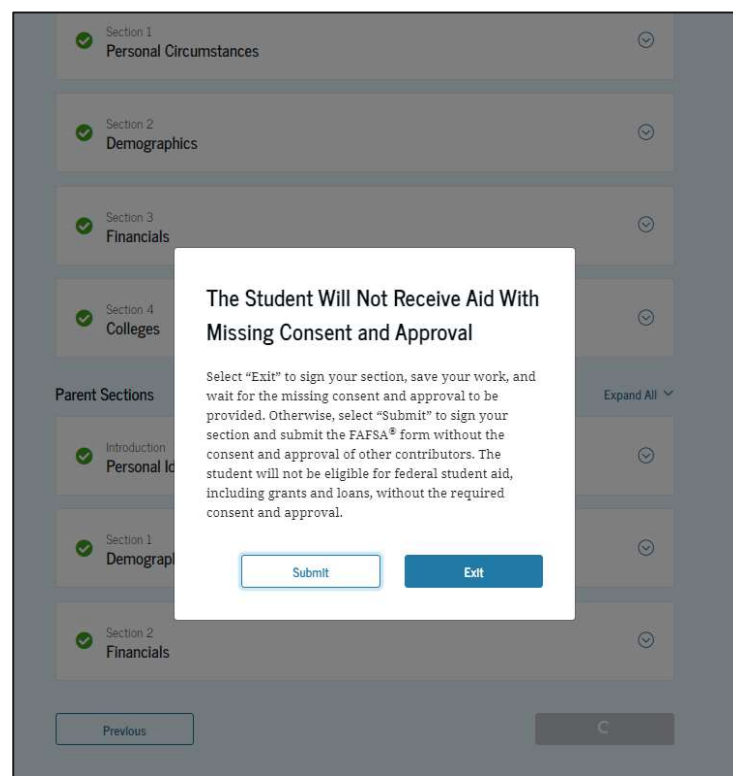
Parent's Student Review Page (Continued)

This is a continuation of the review page displays the responses that the parent has provided in the FAFSA® form in the parent sections. The parent can view all the responses by selecting "Expand All" or expanding each section individually. To edit a response, the parent can select the question's hyperlink and will be taken to the corresponding page.

The screenshot shows a light blue interface titled "Parent Sections" with a dropdown menu "Expand All" in the top right corner. Below the title, there are three white rectangular boxes, each containing a green checkmark icon, a section title, and a dropdown arrow icon. The first box is labeled "Introduction" and "Personal Identifiers". The second box is labeled "Section 1" and "Demographics". The third box is labeled "Section 2" and "Financials". At the bottom of the interface, there are two buttons: a light blue "Previous" button on the left and a dark blue "Submit" button on the right.

Parent Receives Student Missing Consent Message

The parent is presented the missing student consent and approval message after hitting the "Submit" button on the review page. This message explains that because the student's consent and approval and signature are missing, the student is currently ineligible for federal student aid, including grants and loans.



Parent's Student Section Complete

The parent is presented the student section complete page after the parent hits "Submit" on the message. This page displays information for the parent about next steps, including tracking the student's FAFSA® form. Because the student's consent and approval and signature are missing, the student is currently ineligible for federal student aid, including grants and loans. The student must enter their form, provide their consent and approval and signature, and submit the student section for their FAFSA form to be processed.

The screenshot shows the FAFSA 2025-26 Parent's Student Section Complete page. The header includes the FAFSA logo, the form year (2025-26), the parent's name (Parent of Jenny Price), and navigation links (Exit, FAFSA Menu). The main content area features a congratulatory message: "Congratulations, The FAFSA® Form Is Complete!" followed by the student's name (Jenny Price) and the completion date (08/29/2024). Below this, a section titled "What Happens Next" lists three steps: 1. Email Sent (Confirm that the student received an email version of this page.), 2. The Student Can Track the Status of Their Form (In one to three days, the student's FAFSA form will be processed and made available to their schools.), and 3. The Student Will Receive School Communications (We use the information collected on the student's FAFSA form to calculate their Student Aid Index (SAI). The SAI lets schools determine how much aid the student is eligible to receive. Schools will reach out to the student if they need more information. They will also contact the student with financial aid offers. Once received, the student can contact their financial aid offices directly to ask questions about their student aid packages.). At the bottom, there is a section titled "Track and Manage the Student's FAFSA® Form" with a "View Status" button and a note: "You can check the status of the student's application in the 'My Activity' section of your account Dashboard. We will let you know if we need anything more from you."

Independent Student Invites Student Spouse

Married Student FAFSA® Form Landing Page

This is the main FAFSA® form landing page. On this page, students are directed to "Start New Form" or "Edit Existing Forms." For this section of the presentation, the student is beginning a new application.

The screenshot shows the Federal Student Aid (FAFSA) form landing page. At the top, there is a navigation bar with links for "Help Center", "Submit a Complaint", and "English | Español". Below this, the "FederalStudentAid" logo is displayed, along with links for "FAFSA® Form", "Loans and Grants", "Loan Repayment", and "Loan Forgiveness".

The main content area features a large blue banner with the text "Get Money To Help Pay for School" and "Use the Free Application for Federal Student Aid (FAFSA®) form to apply for financial aid for college, career school, or graduate school." To the right of this text is a large "FAFSA® form" logo with an illustration of a person sitting on the letters.

Below the banner, there are two buttons: "Start a 2025-26 FAFSA® Form" and "Edit a 2025-26 FAFSA® Form or Accept an Invitation". Below these buttons, there is a link to "Start New Form" and "Edit Existing Forms".

Further down, there is a section titled "Check FAFSA® Deadlines for the State You Live in". This section includes a "School Year" dropdown menu, a "State of Residence" dropdown menu, and a "Find Deadlines" button. Below this, there is a link to "View All FAFSA Deadlines".

At the bottom of the page, there are three informational cards:

- Who should complete the FAFSA® form?** Any student, regardless of income, who wants to be considered for federal, state, and school financial aid programs. This includes grants, scholarships, work-study funds, and loans.
- How long will it take?** It takes most people less than one hour to fill out the FAFSA form, including gathering any personal documents and financial information needed to complete it.
- What do I need?**
 - Verified account username and password (FSA ID)
 - Parent or spouse contributor name, date of birth, Social Security number, and email address
 - Income and asset information (if required)

Married Student Log In

If the student selects "Start New Form" from the FAFSA® landing page and they are not logged in to StudentAid.gov, they are taken to the "Log In" page to enter their credentials. To access the FAFSA form, all students are required to have an FSA ID (account username and password). If the student doesn't have an FSA ID, they can select "Create an Account."

An official website of the United States government.

Help Center Submit a Complaint English | Español

FederalStudentAid AN OFFICE OF THE U.S. DEPARTMENT OF EDUCATION

FAFSA® Form ▾ Loans and Grants ▾ Loan Repayment ▾ Loan Forgiveness ▾

Log In | Create Account

Log In

Email, Phone, or FSA ID Username

test595011023

Password

***** Show Password

Log In

Forgot My Username | Forgot My Password

Create an Account

Help Me Log In to My Account

Help Center | Contact Us | Site Feedback

About Us | Announcements | Data Center | Resources | Forms Library

FederalStudentAid AN OFFICE OF THE U.S. DEPARTMENT OF EDUCATION

Twitter Facebook Instagram LinkedIn YouTube Notices | usa.gov | vote.gov | ed.gov | Site Feedback

Married Student Roles

After logging in, the student selects the applicable role to fill out the FAFSA® form: "Student."

The screenshot shows the FAFSA 2025-26 login interface. At the top left is the FAFSA logo with 'FORM 2025-26' next to it. The header area features a light blue background with illustrations of hot air balloons. A central banner reads 'Welcome, Scott, to the FAFSA® Form'. Below this, a green line is followed by the text 'I am starting the FAFSA form as a'. There are two selection options: 'Student' with a blue radio button and a person icon, and 'Parent' with a white radio button and a family icon. At the bottom, there are two buttons: 'Previous' and 'Continue'.

Married Student Onboarding (1 of 4)

When the student starts the 2025–26 FAFSA® form for the first time, they are taken through the FAFSA onboarding process. The first onboarding page provides an introduction of the FAFSA form and an accompanying video.



Married Student Onboarding (2 of 4)

The second FAFSA® onboarding page provides information about contributors that may be required to participate in the student's FAFSA form, including an accompanying video that explains contributors, and information on how the student will invite them. Documents that may be needed to fill out the form are also included on this page within a drop-down menu and may include tax returns; record of child support received; current balances of cash, savings, and checking accounts; and net worth of investments, businesses, and farms.

The screenshot displays the FAFSA 2025-26 onboarding interface for a student named Stephen Mendoza. The page is titled 'Understanding the FAFSA Form' and is the second of four steps. It features a video player with the title 'Who is a Contributor on the 2024-25 FAFSA form?' and a 'Watch later' button. Below the video, there are two sections: 'Parents or Spouses' and 'How To Invite'. The 'Parents or Spouses' section explains that contributors will complete their own sections of the form and provide personal and financial information. The 'How To Invite' section states that contributors need to log in with their own FSA ID and provide their name, date of birth, Social Security number (if they have one), and email address. At the bottom, there is a 'Previous' button and a 'Continue' button.

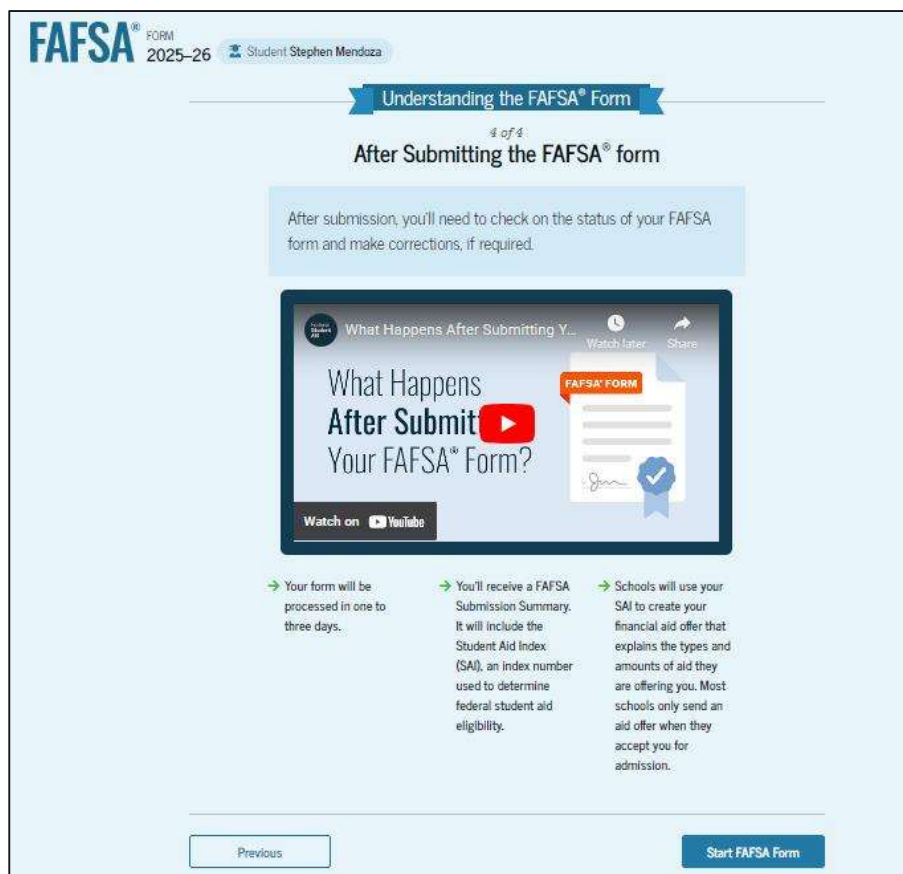
Married Student Onboarding (3 of 4)

The third FAFSA® onboarding page provides information about what the student can expect when completing their FAFSA form. This includes information about consent and approval, an estimated time to complete the form, and that they can save the form and return later if needed, with an accompanying video.

The screenshot shows the FAFSA 2025-26 onboarding page for Student Stephen Mendoza. The page is titled "Understanding the FAFSA Form" and is the 3rd of 4 steps. The current section is "What To Expect", which indicates it will take 1 hour. The text explains that contributors must provide consent and approval for federal student aid eligibility, and that the form can be saved and returned to later. A video player is embedded, showing a video titled "What Does It Mean To Provide Consent and Approval on the 2024-25 FAFSA form?". The video player shows a man with glasses and a red hoodie, with a red play button in the center. At the bottom of the page, there are "Previous" and "Continue" buttons.

Married Student Onboarding (4 of 4)

The last FAFSA® onboarding page provides information about what to expect once the FAFSA form is completed, submitted, and processed. On this page, the student can select "Start FAFSA Form" to begin.



Married Student Identity Information

This is the first page within the student section. The student can verify that their personal information is correct. To update any of the personal information, the student must access their Account Settings on StudentAid.gov.

The screenshot shows the FAFSA 2025-26 form for Student Stephen Mendoza. The page title is "Student Identity Information" with a subinstruction: "Review the information below and verify that it's correct before moving forward." The form contains the following fields:

- Name: Stephen D Mendoza
- Date of Birth: 01/01/2002
- Social Security Number: ***-**-8060
- Email Address: 599888060test@testcod.edu
- Mobile Phone Number (555) 557-6021

At the bottom, a note states: "To update this information for all U.S. Department of Education communications, go to [Account Settings](#)."

Married Student Identity Information (Continued)

This is a continuation of the first page within the student section. The student can verify their mailing address on this part of the page. To update this information, the student must access their Account Settings on StudentAid.gov.

The screenshot shows a form titled "Permanent Mailing Address" with the instruction "Include apartment number." The form contains the following fields and values:

- Permanent Mailing Address:** 12345 Sesame Street
- City:** New York
- State:** NY
- Zip Code:** 67891
- Country:** United States (US) (with a help icon)

A blue "Continue" button is located at the bottom right of the form.

Married Student State of Legal Residence

The student is asked about their state of legal residence. The student selects the state from a drop-down box and provides the month and year when they became a legal resident.

The screenshot shows the FAFSA 2025-26 form for Student Stephen Mendoza. The section is titled "Student State of Legal Residence". It includes a "State" dropdown menu with "Alabama (AL)" selected. Below this is a section titled "Date the Student Became a Legal Resident of Alabama (AL)" with "Month" and "Year" dropdowns. The "Month" dropdown shows "01" and the "Year" dropdown shows "2007". There are "Previous" and "Continue" buttons at the bottom.

FAFSA[®] FORM 2025-26 Student Stephen Mendoza Save FAFSA Menu

Student State of Legal Residence

State ⓘ
Alabama (AL)

Date the Student Became a Legal Resident of Alabama (AL)

Month Year ⓘ
01 2007 ⓘ

Previous Continue

Married Student Provides Consent and Approval

This page informs the student about consent, approval, and the use of their federal tax information. By providing consent and approval, the student's federal tax information is transferred directly from the IRS into the FAFSA® form to help complete the "Student Financials" section.

FAFSA®

FORM 2025-26

Student Stephen Mendoza

Save

FAFSA Menu

Provide Consent and Approval or You Won't Be Eligible for Federal Student Aid

Summary

Your consent and approval are needed to retrieve and disclose federal tax information. With your consent and approval, we can obtain tax return information automatically from the IRS to help you complete the FAFSA® form. If you don't provide consent and approval, you will not be eligible for federal student aid, including grants and loans. You must provide consent and approval even if you didn't file a U.S. federal tax return or any tax return.

Get your 2023 tax return information for the 2025-26 FAFSA form.

Federal tax information is used to determine your eligibility for federal student aid.

Tax return information is required to complete the FAFSA form.

By accepting below, I consent to the disclosure of information about me, as described below, and further affirmatively approve of the receipt and use of my federal tax information and to the U.S. Department of Education (ED)'s redisclosure of my federal tax information, as described below. By accepting below, I consent to and affirmatively approve of, as applicable, the following:

- ED may disclose my Social Security number/Individual Taxpayer Identification Number, last name, date of birth, unique identifier, the tax year for which federal tax information is required, and the date and timestamp of my approval for the use of my federal tax information in determining eligibility by ED for which approval is provided to the U.S. Department of the Treasury, Internal Revenue Service (IRS). I understand that in response to such a request from ED, the IRS shall then disclose my federal tax information to "authorized persons" (i.e., specifically designated officers and employees of ED and its contractors [as defined in 26 U.S.C. § 6103(i)(13)(E)]) for the purpose of determining eligibility for and the amount of federal student aid under a program authorized under subpart 1 of part A, part C, or part D of Title IV of the Higher Education Act of 1965, as amended, for myself or an applicant for federal student aid who has requested that I share my federal tax information on their Free Application for Federal Student Aid (FAFSA®) form.
- Authorized persons at ED and its contractors (as defined in 26 U.S.C. § 6103(i)(13)(E)) may use my federal tax information for the purpose of determining the eligibility for and amount of federal student aid under a program authorized under subpart 1 of part A, part C, or part D of Title IV of the Higher Education Act of 1965, as amended, for myself or a FAFSA applicant who has requested that I share my federal tax information on the FAFSA form.
- ED may redisclose my federal tax information received from the IRS pursuant to 26 U.S.C. § 6103(i)(13)(D)(iii) to the following entities solely for the use in the application, award, and administration of financial aid:
 - Institutions of higher education participating in the federal student aid programs authorized under subpart 1 of part A, part C, or part D of Title IV of the Higher Education Act of 1965, as amended.

Married Student Provides Consent and Approval (Continued)

This is a continuation of the consent and approval page. Frequently asked questions about consent and approval are also provided. The student selects "Approve" to provide consent and approval, and they are taken to the next page.

- State higher education agencies
- Scholarship organizations designated prior to Dec. 19, 2019, by the secretary of education
- Contractors of institutions of higher education and state higher education agencies to administer aspects of the institution's or state agency's activities for the application, award, and administration of such financial aid

4. ED may redisclose my federal tax information to another FAFSA applicant's FAFSA form(s) for which I elect to participate. By accepting an invitation and affirmation to participate in another individual's FAFSA form, my federal tax information will be redisclosed to the additional application. I understand that I may decline an invitation to participate, which will prevent the transfer of my federal tax information to that FAFSA form.

By consenting and providing my affirmative approval, I further understand the following:

- My consent and affirmative approval are required, as a condition of my eligibility or the eligibility of a FAFSA applicant who has requested that I share my federal tax information on their FAFSA form, for federal student aid under a program authorized under subpart 1 of part A, part C, or part D of Title IV of the Higher Education Act of 1965, as amended, even if I did not file a U.S. federal tax return.
- I am providing my written consent for the redisclosure of my federal tax information by ED to include, but not limited to, institutions of higher education, state higher education agencies, designated scholarship organizations, their respective contractors and auditors, other family members participating in the FAFSA form, Office of Inspector General, under 26 U.S.C. § 6103(i) (13)(D), and with my further express written consent obtained by an institution of higher education, the redisclosure of FAFSA information pursuant to the terms and conditions of 20 U.S.C. § 1098(n)(c).
- Any federal tax information received from the IRS at a later date shall supersede any manually entered financial or income information on the FAFSA form.
- ED may request updated federal tax information from the IRS once my consent and approval are provided. If federal tax information has changed (e.g., amended tax return filed with revised information), then eligibility for and amounts of federal, state, and institutional financial aid may change.
- If I do not consent to the redisclosure of my federal tax information to institutions of higher education, state higher education agencies, designated scholarship organizations, and their respective contractors, ED will be unable to calculate my eligibility for federal student aid or the eligibility of a FAFSA applicant who has requested that I share my federal tax information on their FAFSA form.

By accepting below, I consent electronically to the use of my StudentAid.gov account username and password (FSA ID) as my signature and certify under penalty of perjury under the laws of the United States of America, that the foregoing is true and correct. I understand that any falsification of this statement is punishable under the provisions of 18 U.S.C. § 1001 by a fine, imprisonment of not more than five years, or both, and that the knowing and willful request for or acquisition of records pertaining to an individual under false pretenses is a criminal offense under the Privacy Act of 1974, subject to a fine of not more than \$5,000 fine (5 U.S.C. § 552(a)(3)). By accepting and submitting my part of the FAFSA, my execution (including date and time) of consent and approval will be logged in ED's Person Authentication Service System of Record (18-11-12).

Frequently Asked Questions

Who should provide consent and approval?	ⓘ
If I'm married and didn't file a joint tax return with my current spouse, does my spouse have to provide consent and approval for you to access their tax information?	ⓘ
What happens after I provide consent and approval?	ⓘ
What happens if I decline consent and approval?	ⓘ

Select "Approve" to provide consent and approval for the use of your federal tax information to determine your eligibility for federal student aid. If you select "Decline," you will not be eligible for federal student aid.

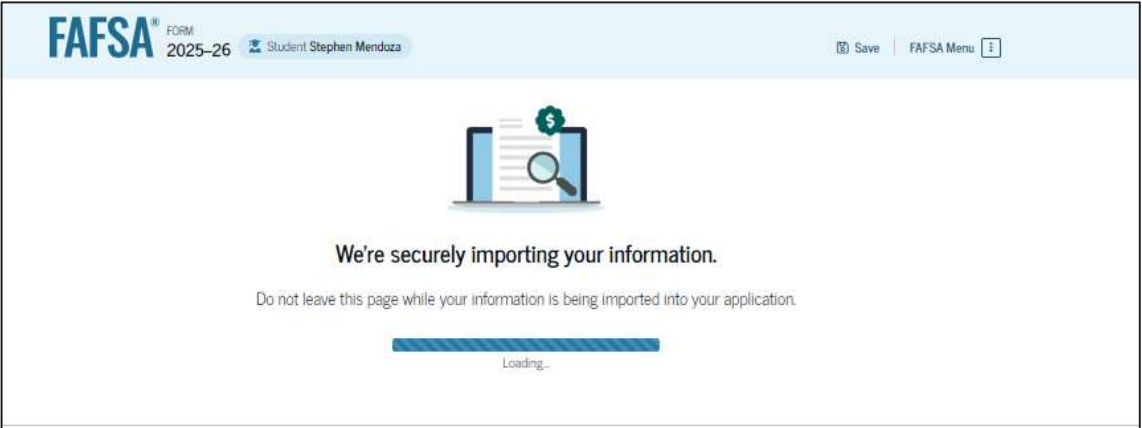
Previous

Decline

Approve

Married Student Imports IRS Information

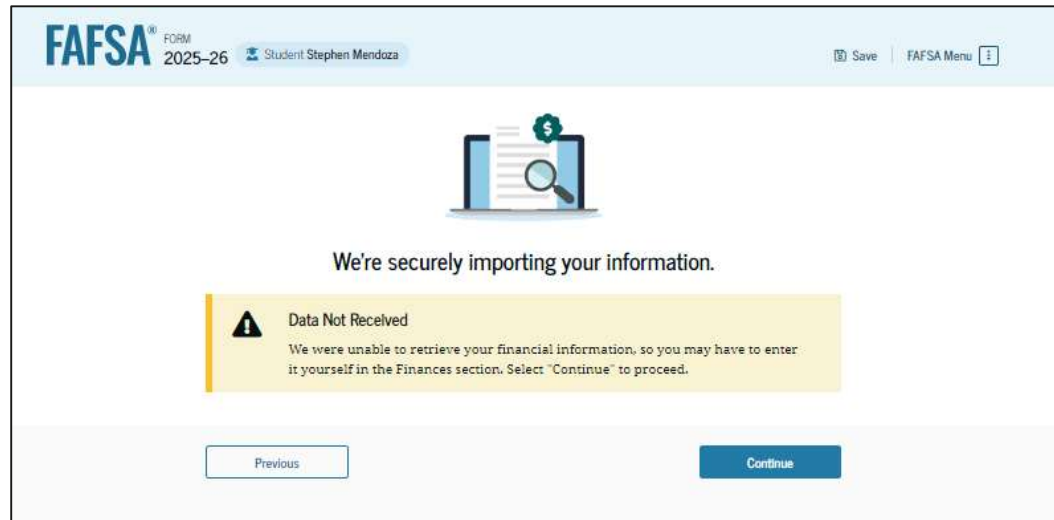
This page imports the student's federal tax information by directly transferring it into the FAFSA® form from the IRS to help complete the "Student Financials" section.



The screenshot shows the FAFSA 2025-26 application interface. The header includes the FAFSA logo, the text "FORM 2025-26", and the student's name "Student Stephen Mendoza". On the right, there are links for "Save" and "FAFSA Menu". The main content area features an illustration of a laptop with a magnifying glass and a dollar sign, indicating the import of financial information. Below the illustration, the text reads: "We're securely importing your information." followed by "Do not leave this page while your information is being imported into your application." A blue progress bar is shown with the word "Loading..." underneath it.

Married Student Imports IRS Information (Continued)

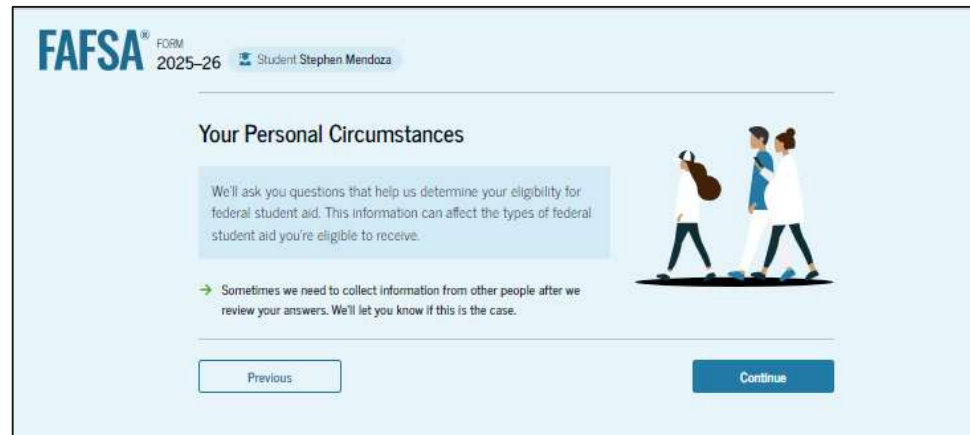
This page displays the results from the IRS import for the student. For this scenario, the student is starting a new FAFSA and there is no federal tax information available from the IRS.



The screenshot shows the FAFSA 2025-26 interface for Student Stephen Mendoza. The header includes the FAFSA logo, the form year (2025-26), the student's name, and links for 'Save' and 'FAFSA Menu'. The main content area features an illustration of a laptop with a magnifying glass and a dollar sign, indicating a search or import process. Below this, a message states: 'We're securely importing your information.' A yellow warning box with a triangle icon contains the text: 'Data Not Received. We were unable to retrieve your financial information, so you may have to enter it yourself in the Finances section. Select "Continue" to proceed.' At the bottom, there are two buttons: 'Previous' and 'Continue'.

Introduction: Married Student Personal Circumstances

This is the first page within the "Student Personal Circumstances" section. It provides an overview of the section.



The screenshot shows the FAFSA 2025-26 interface for Student Stephen Mendoza. The page title is "Your Personal Circumstances". A text box explains: "We'll ask you questions that help us determine your eligibility for federal student aid. This information can affect the types of federal student aid you're eligible to receive." Below this, a green arrow icon points to a note: "Sometimes we need to collect information from other people after we review your answers. We'll let you know if this is the case." At the bottom, there are two buttons: "Previous" and "Continue". An illustration of three people walking is on the right side of the page.

Married Student Marital Status

The student is asked about their marital status. The student selects the "Married (not separated)" option.

The screenshot shows the FAFSA 2025-26 form for Student Stephen Mendoza. The form is titled "FAFSA FORM 2025-26" and includes a "Save" button and a "FAFSA Menu" link. A progress bar at the top indicates the current step is "1 Personal Circumstances", with other steps being "2 Demographics", "3 Financials", "4 Colleges", and "5 Signature". The main section is titled "Student Current Marital Status" with a help icon. It contains six radio button options: "Single (never married)", "Married (not separated)" (which is selected), "Remarried", "Separated", "Divorced", and "Widowed". At the bottom, there are "Previous" and "Continue" buttons.

Married Student College or Career School Plans

The student is asked about their college grade level for the 2025–26 school year and if they will have their first bachelor's degree. The student selects "Master's or doctorate program (such as, M.A., MBA, M.D., J.D., Ph.D., Ed.D., etc.)" and that they will have their first bachelor's degree. Because they have answered "Yes," the student is asked if they will be pursuing an initial teaching certification. The student selects "No."

The screenshot shows the FAFSA 2025-26 form for Student Stephen Mendoza. The progress bar indicates the student is on the 'Colleges' step (4), having completed 'Personal Circumstances' (1), 'Demographics' (2), and 'Financials' (3). The 'Signature' step (5) is also visible. The section is titled 'Student College or Career School Plans'. The first question is 'When the student begins the 2025–26 school year, what will their college grade level be?'. The options are: 'First year (freshman)', 'Second year (sophomore)', 'Other undergraduate (Junior and beyond)', and 'Master's or doctorate program (such as, M.A., MBA, M.D., J.D., Ph.D., Ed.D., etc.)'. The last option is selected. The second question is 'When the student begins the 2025–26 school year, will they already have their first bachelor's degree?'. The options are 'Yes' and 'No'. 'Yes' is selected. The third question is 'Will the student be pursuing an initial teaching certification at the elementary or secondary level?'. The options are 'Yes' and 'No'. 'No' is selected. At the bottom, there are 'Previous' and 'Continue' buttons.

Married Student Personal Circumstances

The student is asked if any of the listed personal circumstances apply to them.
The student selects "None of these apply."

FAFSA[®] FORM 2025-26 Student Stephen Mendoza Save FAFSA Menu 1

1 Personal Circumstances 2 Demographics 3 Financials 4 Colleges 5 Signature

Student Personal Circumstances

Select all that apply:

- ☐ The student is currently serving on active duty in the U.S. armed forces for purposes other than training. ①
- ☐ The student is a veteran of the U.S. armed forces. ①
- ☐ The student has children or other people (excluding their spouse) who live with them and receive more than half of their support from the student now and between July 1, 2025, and June 30, 2026. ①
- ☐ At any time since the student turned 13, they were an orphan (no living biological or adoptive parent). ⑦
- ☐ At any time since the student turned 13, they were a ward of the court. ①
- ☐ At any time since the student turned 13, they were in foster care. ①
- ☐ The student is or was a legally emancipated minor, as determined by a court in their state of residence. ①
- ☐ The student is or was in a legal guardianship with someone other than their parent or stepparent, as determined by a court in their state of residence. ①
- ☒ None of these apply.

Previous Continue

Married Student Homelessness

The student is asked if they were unaccompanied and either homeless or at risk of being homeless. The student selects "No."

The screenshot shows the FAFSA 2025-26 interface for Student Stephen Mendoza. The progress bar indicates the student is on the 'Personal Circumstances' step (1 of 5). The question is titled 'Student Homelessness' and asks: 'At any time on or after July 1, 2024, was the student unaccompanied and either (1) homeless or (2) self-supporting and at risk of being homeless?'. The 'No' option is selected with a radio button. The 'Yes' option is also visible. At the bottom, there are 'Previous' and 'Continue' buttons.

FAFSA[®] FORM 2025-26 Student Stephen Mendoza Save FAFSA Menu

1 Personal Circumstances 2 Demographics 3 Financials 4 Colleges 5 Signature

Student Homelessness

At any time on or after July 1, 2024, was the student unaccompanied and either (1) homeless or (2) self-supporting and at risk of being homeless? ⓘ

☐ Yes ☒ No

Previous Continue

Married Student Dependency Status: Independent Student

Based on the answers provided by the student, they are considered an independent student. The student is not required to provide information about their parents due to this status.

FAFSA[®] FORM 2025-26 Student Stephen Mendoza Save FAFSA Menu

1 Personal Circumstances 2 Demographics 3 Financials 4 Colleges 5 Signature

Your Dependency Status

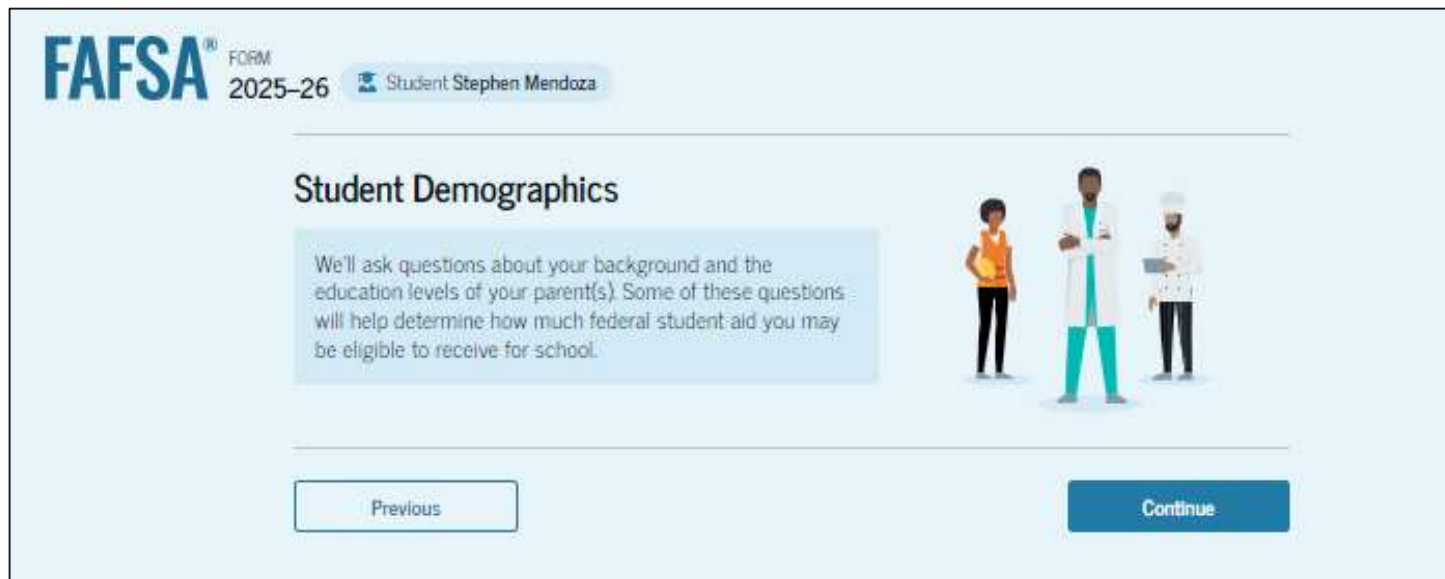
Independent Student

Based on your answers, you're an independent student. This means you don't need to answer financial questions about your parents to complete your FAFSA[®] form.

Previous Continue

Introduction: Married Student Demographics

This is the first page within the "Student Demographics" section. It provides an overview of the section.



The screenshot shows the FAFSA 2025-26 interface. At the top left, it says "FAFSA[®] FORM 2025-26" and "Student Stephen Mendoza". The main heading is "Student Demographics". Below this, a text box explains: "We'll ask questions about your background and the education levels of your parent(s). Some of these questions will help determine how much federal student aid you may be eligible to receive for school." To the right of the text is an illustration of three people: a young woman in an orange shirt, a man in a white lab coat, and a chef. At the bottom, there are "Previous" and "Continue" buttons.

Married Student Demographic Information

The student is asked about their gender identity. The student selects their response from the options listed.

FAFSA FORM 2025-26 Student Stephen Mendoza

Save FAFSA Menu

1 Personal Circumstances 2 Demographics 3 Financials 4 Colleges 5 Signature

Student Demographic Information

Questions Used for Research Purposes Only and Do Not Affect Federal Student Aid Eligibility

Your answers will not

- affect the student's eligibility for federal student aid,
- be used in any calculations, or
- be shared with the schools to which the student applies.

What is the student's gender? ⓘ

☐ Male

☐ Female

☐ Nonbinary

☒ Prefer not to answer

Previous Continue

Married Student Race and Ethnicity

The student is asked if they are of Hispanic, Latino, or Spanish origin. They are also asked about their race. The student selects checkboxes to answer both questions.

FAFSA[®] FORM 2025-26 Student Stephen Mendoza Save FAFSA Menu

Personal Circumstances Demographics Financials Colleges Signature

Student Race and Ethnicity

Questions Used for Research Purposes Only and Do Not Affect Federal Student Aid Eligibility

Your answers will not

- affect the student's eligibility for federal student aid.
- be used in any calculations, or
- be shared with the schools to which the student applies.

Is the student of Hispanic, Latino, or Spanish origin?

Select all that apply.

☐ No, not of Hispanic, Latino, or Spanish origin

☐ Yes, Mexican, Mexican American, or Chicano

☐ Yes, Puerto Rican

☐ Yes, Cuban

☐ Yes, another Hispanic, Latino, or Spanish origin

☒ Prefer not to answer

What is the student's race?

Select all that apply.

☒ White

☐ German

☐ Irish

☐ English

☐ Italian

☐ Polish

☐ French

Other: White (for example, Lebanese, Egyptian, Iranian, etc.)—Don't enter commas.

☐ Black or African American

☐ Asian

☐ American Indian or Alaska Native

☐ Native Hawaiian or Other Pacific Islander

☐ Prefer not to answer

Previous Continue

Married Student Citizenship Status

The student is asked about their citizenship status. The student selects the "U.S. citizen or national" option.

The screenshot shows the FAFSA 2025-26 application interface for Student Stephen Mendoza. The progress bar at the top indicates the following steps: 1. Personal Circumstances (completed), 2. Demographics (current step), 3. Financials, 4. Colleges, and 5. Signature. The main heading is "Student Citizenship Status" with a help icon. There are three radio button options: "U.S. citizen or national" (selected), "Eligible noncitizen", and "Neither U.S. citizen nor eligible noncitizen". At the bottom, there are "Previous" and "Continue" buttons.

FAFSASM FORM 2025-26 Student Stephen Mendoza Save FAFSA Menu

1 Personal Circumstances 2 Demographics 3 Financials 4 Colleges 5 Signature

Student Citizenship Status ⓘ

☒ U.S. citizen or national

☐ Eligible noncitizen

☐ Neither U.S. citizen nor eligible noncitizen

Previous Continue

Married Student's Parent Education Status

The student is asked about their parents' education status. The student selects the "Neither parent attended college" option.

The screenshot shows the FAFSA 2025-26 form for Student Stephen Mendoza. The progress bar at the top indicates the following steps: 1. Personal Circumstances (completed), 2. Demographics (current step), 3. Financials, 4. Colleges, and 5. Signature. The "Parent Education Status" section asks, "Did either of the student's parents attend college or complete college?" with four radio button options. The first option, "Neither parent attended college", is selected. The other options are "One or both parents attended college, but neither parent completed college", "One or both parents completed college", and "Don't know". At the bottom of the form, there are "Previous" and "Continue" buttons.

FAFSA[®] FORM 2025-26 Student Stephen Mendoza Save FAFSA Menu

1 Personal Circumstances 2 Demographics 3 Financials 4 Colleges 5 Signature

Parent Education Status

Did either of the student's parents attend college or complete college? ⓘ

☒ Neither parent attended college

☐ One or both parents attended college, but neither parent completed college

☐ One or both parents completed college

☐ Don't know

Previous Continue

Married Student's Parent Killed in Line of Duty

Since the student is under the age of 33, they are asked if their parent was killed in the line of duty. The student selects the "No" option.

The screenshot shows the FAFSA 2025-26 application form for Student Stephen Mendoza. The progress bar indicates the following steps: 1. Personal Circumstances (completed), 2. Demographics (current step), 3. Financials, 4. Colleges, and 5. Signature. The question being asked is "Parent Killed in Line of Duty". The text of the question is: "Was the student's parent or guardian killed in the line of duty while either (1) serving on active duty as a member of the U.S. armed forces on or after the events of 9/11, or (2) performing official duties as a public safety officer? ⓘ". Below the question, there are two radio button options: "Yes" and "No". The "No" option is selected. A note below the options states: "Public safety officers include law enforcement officers, firefighters, and emergency service workers." At the bottom of the form, there are "Previous" and "Continue" buttons.

Married Student High School Completion Status

The student is asked about what their high school completion status will be when they start the 2025–26 school year. The student selects the "High school diploma" option.

The screenshot shows the FAFSA 2025-26 application interface for Student Stephen Mendoza. The progress bar at the top indicates the following steps: 1. Personal Circumstances (completed), 2. Demographics (current step), 3. Financials, 4. Colleges, and 5. Signature. The main heading is "Student High School Completion Status". The question is "What will the student's high school completion status be at the beginning of the 2025–26 school year? ⓘ". There are four radio button options: "High school diploma" (selected), "State-recognized high school equivalent (e.g., GED certificate)", "Homeschooled", and "None of the above". At the bottom, there are "Previous" and "Continue" buttons.

Married Student High School Information

The student is asked which high school they did or will graduate from. The student enters their high school's state and city. After selecting "Search," they select the correct high school from the search results.

FAFSA[®] FORM 2025-26 Student Stephen Mendoza Save FAFSA Menu

1 Personal Circumstances 2 Demographics 3 Financials 4 Colleges 5 Signature

Student High School Information

From what high school did or will the student graduate? ⓘ

State
California (CA)

City
Los Angeles

High School Name - optional
alexande

Alexander Hamilton Senior High

Previous Continue

FAFSA[®] FORM 2025-26 Student Stephen Mendoza Save FAFSA Menu

1 Personal Circumstances 2 Demographics 3 Financials 4 Colleges 5 Signature

Student High School Information

From what high school did or will the student graduate? ⓘ

State
California (CA)

City
Los Angeles

High School Name - optional
Alexander Hamilton Senior High

Alexander Hamilton Senior High
Los Angeles, California (CA)

Search Again

Previous Continue

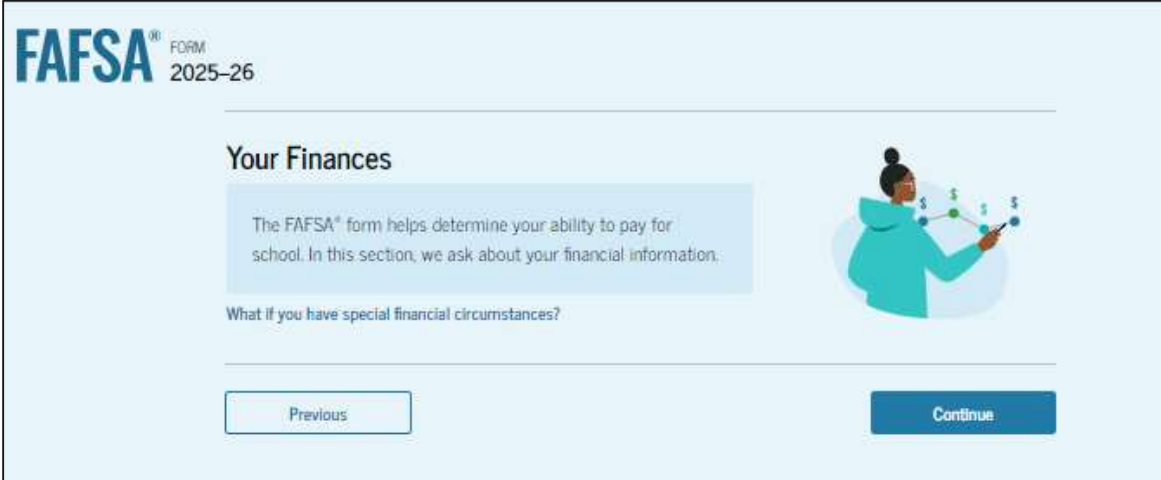
Married Student Confirms High School

The student has the option to edit the high school information presented on this page by selecting "Edit," which will return them to the high school information page. The student confirms their high school information and selects "Continue" to proceed to the next section.

The screenshot shows the FAFSA 2025-26 interface for Student Stephen Mendoza. The top navigation bar includes the FAFSA logo, the form year (2025-26), the student's name, and links for 'Save' and 'FAFSA Menu'. Below the navigation bar is a progress indicator with five steps: 1. Personal Circumstances (checked), 2. Demographics (active), 3. Financials, 4. Colleges, and 5. Signature. The main heading is 'Confirm Your High School', followed by a verification instruction: 'Verify that your high school information below is correct. Once you're ready, select "Continue" and we'll add it to your FAFSA form.' The form fields are: 'High School Name' (Alexander Hamilton Senior High) with an 'Edit' link, 'City' (Los Angeles), and 'State' (CA). At the bottom, there are 'Previous' and 'Continue' buttons.

Introduction: Married Student Financials

This is the first page within the "Student Financials" section. It provides an overview of the section.



The screenshot shows the FAFSA 2025-26 form interface. At the top left, it says "FAFSA[®] FORM 2025-26". The main heading is "Your Finances". Below this, a light blue box contains the text: "The FAFSA[®] form helps determine your ability to pay for school. In this section, we ask about your financial information." Below this box, the text "What if you have special financial circumstances?" is visible. On the right side, there is an illustration of a person in a teal hoodie looking at a smartphone with dollar signs floating around it. At the bottom, there are two buttons: "Previous" on the left and "Continue" on the right.

Married Student Federal Benefits Received

This page asks the student if they or anyone in their family has received federal benefits. The student selects "None of these apply."

FAFSA Form 2025-26 Student: Stephen Mendez Save | FAFSA Menu

Personal Circumstances Demographics **Financials** College Signature

Federal Benefits Received

Responses Don't Affect Federal Student Aid Eligibility
Your answers to these questions will not affect the student's eligibility for federal student aid or these federal benefits.

At any time during 2023 or 2024, did the student or anyone in their family receive benefits from any of the following federal programs?

Select all that apply:

- ☐ Earned Income Credit (EIC)
- ☐ Federal Housing Assistance
- ☐ Free or Reduced Price School Lunch
- ☐ Medicaid
- ☐ Refundable Credit for Coverage Under a Qualified Health Plan (QHP)
- ☐ Supplemental Nutrition Assistance Program (SNAP)
- ☐ Supplemental Security Income (SSI)
- ☐ Temporary Assistance for Needy Families (TANF)
- ☐ Special Supplemental Nutrition Program for Women, Infants, and Children (WIC)
- ☒ None of these apply.

Previous Continue

Married Student Tax Filing Status

This page asks the student about their tax filing status. The student selects "Yes" to "Did or will the student file a 2023 IRS Form 1040 or 1040-NR?" and "No" to "Did or will the student file a 2023 joint tax return with their current spouse?"

The screenshot shows the FAFSA 2025-26 interface for Student Stephen Mendoza. The progress bar at the top indicates the following steps: Personal Circumstances (1), Demographics (2), Financials (3, currently active), Colleges (4), and Signature (5). The main heading is "Student Tax Filing Status".

Question 1: Did or will the student file a 2023 IRS Form 1040 or 1040-NR? ⓘ
The "Yes" radio button is selected.

Question 2: Did or will the student file a 2023 joint tax return with their current spouse? ⓘ
The "No" radio button is selected.

At the bottom, there are "Previous" and "Continue" buttons.

Married Student Family Size

This page displays the family size for the student. The student has the option to enter the number of children or other dependents who live with the student and will receive more than half of their support from the student between July 1, 2025, and June 30, 2026.

FAFSA® FORM 2025-26 Student Stephen Mendoza Save FAFSA Menu

Personal Circumstances Demographics **Financials** Colleges Signature

Family Size

Based on answers to previous questions, we've made some assumptions about your family. The student (and student's spouse, if married) are always included in the family size. The box below shows your family size based on our assumptions and the number of children or other dependents you report.

The student's family size is 2.

Student: 1 Student's Spouse: 1 Student's Children and Other Dependents: 0

Enter the number of children or other dependents who live with the student and will receive more than half of their support from the student between July 1, 2025, and June 30, 2026.

Include dependent children who meet these criteria, even if they live apart because of college enrollment.

Do not include the student applicant.

Previous Continue

Married Student Number in College

This page asks the student how many people in the family will be in college between July 1, 2025, and June 30, 2026. The student enters a response into the entry field.

The screenshot shows the FAFSA 2025-26 interface for Student Stephen Mendoza. The progress bar indicates that the 'Personal Circumstances' and 'Demographics' sections are completed, while 'Financials', 'Colleges', and 'Signature' are pending. The current question is 'Number in College', which asks: 'How many people in the student's family, including the student, will be in college between July 1, 2025, and June 30, 2026?'. The student has entered the number '1' in the provided text field. At the bottom of the form, there are 'Previous' and 'Continue' buttons.

Married Student Tax Return Information

The student is asked questions about their 2023 tax return. The student enters a response in each entry field.

FAFSA[®] FORM 2025-26

Student Stephen Mendez

Save

FAFSA Menu

Personal Circumstances

Demographics

Financials

Colleges

Signature

Student 2023 Tax Return Information

Refer to the student's 2023 tax return to answer the following questions.
If the answer is zero or the question does not apply, enter 0.

Report Only Student Taxes

Report only the student's individual tax information. The student's spouse must provide their own tax information separately.

Where to find this information on the tax form

Filing Status

☐ Single
 ☐ Head of household
 ☐ Married filing jointly
 ☒ Married filing separately
 ☐ Qualifying surviving spouse

Income Earned From Work

\$ 500 .00

Tax Exempt Interest Income

\$ 0 .00

Unearned Portions of IRA Distributions

\$ 0 .00

Unearned Portions of Pensions

\$ 0 .00

Adjusted Gross Income

\$ 0 .00

Income Tax Paid

\$ 0 .00

IRA Deductions and Payments to Self-Employed SEP, SIMPLE, and Qualified Plans

\$ 0 .00

Education Credits (American Opportunity Tax Credit and Lifetime Learning Tax Credit)

\$ 0 .00

Did the student file a Schedule A, B, D, E, F, or H with their 2023 IRS Form 1040?

☐ Yes
 ☒ No
 ☐ Don't know

Net Profit or Loss From IRS Form 1040 Schedule C

\$ 0 .00

Amount of College Grants, Scholarships, or AmeriCorps Benefits Reported as Income to the IRS

\$ 0 .00

The student paid taxes on these grants, scholarships, or benefits. These usually apply to those completing their FAFSA form again, not to first-time applicants. If married, include the amount the student's spouse received.

Foreign Earned Income Exclusion

\$ 0 .00

Previous

Continue

Married Student Assets

The student is asked about their and their spouse's assets and the amount of child support received. The student enters a response in each entry field.

FAFSA FORM 2025-26 Student: Stephen Mendoza Save FAFSA Menu

Personal Circumstances Demographics **Financials** Colleges Signature

Report Combined Assets and Child Support Received
Report the combined assets and child support received for the student and their spouse.

Annual Child Support Received
Enter the total amount of child support the student received for the last complete calendar year.

\$ 0 .00

Student Assets
Total Amount of Cash, Savings, and Checking Accounts on the Date the FAFSA Form Was First Submitted
Don't include student aid.

\$ 700 .00

Net Worth of Investments, Including Real Estate, on the Date the FAFSA Form Was First Submitted
Don't include the home the student lives in. Net worth is the value of the investments minus any debts owed against them.

\$ 0 .00

Net Worth of Businesses and Investment Farms on the Date the FAFSA Form Was First Submitted
Enter the net worth of the student's businesses and for-profit agricultural operations. Net worth is the value of the businesses and farms minus any debts owed against them.

\$ 0 .00

Previous Continue

Invite Spouse to Your FAFSA® Form

Based on their marital status and the information provided by the student, the student is required to invite their spouse to their FAFSA® form to complete the required student spouse sections. The student enters the personal information about their spouse in order to send them an invite to their form.

FAFSA® FORM 2025-26 Student: Stephen Mendez Save FAFSA Menu

Personal Circumstances Demographics **Financials** Colleges Signature

Invite Your Spouse to the FAFSA® Form

We Need Information About Your Spouse
Your spouse's information is needed for you to receive federal student aid, including grants and loans. This doesn't make them financially responsible for your education. Invite your spouse to the FAFSA® form now and have them complete their required section.

Enter information about your spouse, and we'll send an email on your behalf
If they already have a StudentAid.gov account username and password (FSA ID), the information entered here must exactly match that account.
IMPORTANT: If your contributor doesn't have a Social Security number, you may encounter an issue that impacts your ability to add them to your form. If you receive this error, review the [guidance and recommended workaround](#) and try again.
Use the email address that is most likely to reach your contributor. Only the email address doesn't need to match the email associated with their StudentAid.gov account.

Spouse

First Name ^①
Jack

Last Name ^①
Bennet

Date of Birth ^①
Month: 02 Day: 15 Year: 2006

Social Security Number (SSN) ^②
***-**-8062 SHOW SSN

☐ The spouse doesn't have an SSN. Checking this box when your spouse does have an SSN may delay processing of your FAFSA form.

Email Address ^②
jackb@gmail.com

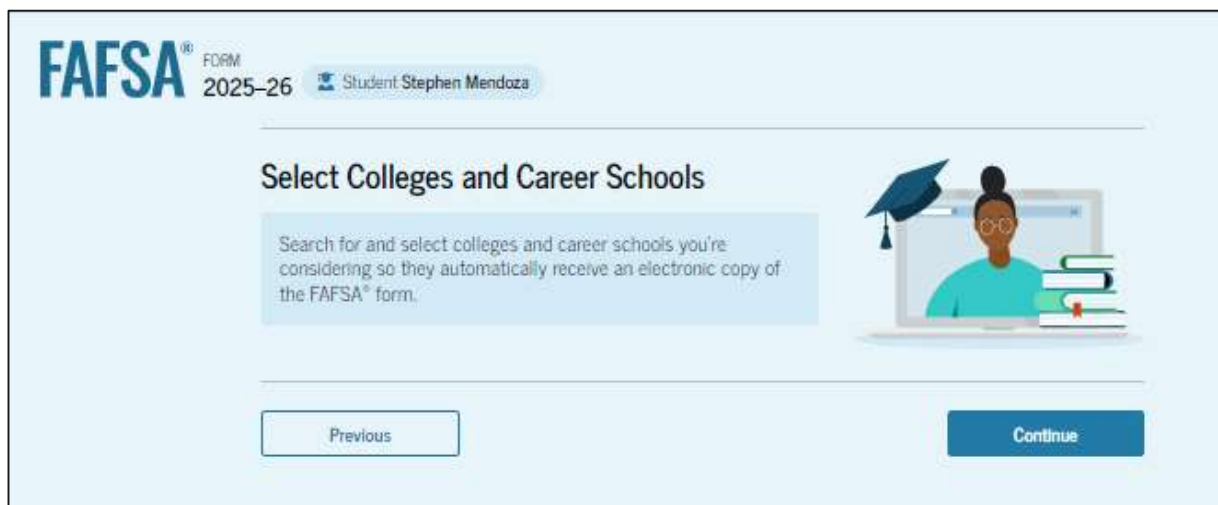
Confirm Email Address ^②
jackb@gmail.com

Send Invite

Previous

Introduction: Married Student Select Colleges

This is the first page in the "Select Colleges and Career Schools" section, which is the final part of the FAFSA® form's student section to require information. It provides an overview of the section.



The screenshot shows the FAFSA 2025-26 interface for Student Stephen Mendoza. The header includes the FAFSA logo, the text 'FORM 2025-26', and the student's name. The main heading is 'Select Colleges and Career Schools'. Below this, a light blue box contains the text: 'Search for and select colleges and career schools you're considering so they automatically receive an electronic copy of the FAFSA® form.' To the right of this text is an illustration of a person wearing a graduation cap and glasses, sitting at a desk with books. At the bottom of the page, there are two buttons: 'Previous' on the left and 'Continue' on the right.

Married Student College Search

The student is asked to search for the colleges and/or career schools they would like to receive their FAFSA® information. The student searches for a school by entering a state, city, and/or school name. After selecting "Search," they select the correct school(s) from the search results. Students can send their FAFSA information to a maximum of 20 schools.

FAFSA® FORM 2025-26 Student: Stephen Mendosa Save | FAFSA Memo: 1

Personal Circumstances Demographics Financials **Colleges** Signature

Where should we send the FAFSA® information?
Search and select colleges and career schools.

If you can't find your school when searching by school name or state, try searching by School Code.

You must add at least one college or career school to the FAFSA® form. You can add up to 20 schools. Make sure to list all the schools you're considering, even if you're not certain you'll apply to all of them. You can add or delete schools on your FAFSA form later. [Find tips for searching for colleges or career schools.](#)

0 out of 20 schools selected View Selected Schools

Search by School Name Search by School Code

State
calif x
California (CA)

School Name--optional

Search

Previous Continue

Paul Mitchell the School San Jose San Jose, California (CA)	Federal School Code 042905	+ Select
Evergreen Valley College San Jose, California (CA)	Federal School Code 012452	✓ Selected
Gurnick Academy of Medical Arts, LLC San Jose, California (CA)	Federal School Code 041698	✓ Selected
San Jose City College San Jose, California (CA)	Federal School Code 001282	+ Select

Search and Select More Schools

< Previous 1 Next >

Previous Continue

Married Student Selected Colleges

The student can view which colleges and/or career schools they have selected. If the student has not selected 20 schools, they have the option to search and select more schools, and, in some states, they have the option to reorder the list of selected schools. When the student selects "Continue," they will have completed entering the required student information for their section and can proceed to review and sign their form.

The screenshot displays the FAFSA 2025-26 'Colleges' section for Student Stephen Mendoza. The progress bar at the top indicates the following steps: Personal Circumstances (1), Demographics (2), Financials (3), Colleges (4, current), and Signature (5). The main heading is 'Selected Colleges and Career Schools'. Below this, it states: 'These are the colleges and career schools that you've selected to receive the FAFSA® form. Review this list of schools and confirm your selection(s).' A green box indicates '2 out of 20 schools selected'. The list shows two schools: Evergreen Valley College (San Jose, California (CA)) with Federal School Code 012452, and Gurnick Academy of Medical Arts, LLC (San Jose, California (CA)) with Federal School Code 041698. Each school entry has 'Remove' and 'View Information' links. At the bottom, there is a search bar labeled 'Search and Select More Schools' and two buttons: 'Previous' and 'Continue'.

Married Student Review Page

The review page displays the responses that the student has provided in the FAFSA® form. The student can view all their responses by selecting "Expand All" or expand each section individually. To edit a response, the student can select the question's hyperlink and will be taken to the corresponding page. Additionally, since the student invited their spouse into the form, they see the spouse contributor section and the status of their spouse's invite.

FAFSA FORM 2025-26 Student Stephen Mendoza Save FAFSA Menu

Continue To Sign Your Form
Here's a summary of the information you provided on the FAFSA® form. Continue once you're ready to submit.

Scroll To Continue
After reviewing your answers, scroll to the bottom of the page to continue. You must continue past this page to sign and submit your section of the FAFSA form.

Student Sections Expand All

- Introduction Personal Identifiers
- Section 1 Personal Circumstances
- Section 2 Demographics
- Section 3 Financials
- Section 4 Colleges

Contributor Section

This Section is Shared with One Contributor Manage Contributor Information

This FAFSA® form is shared with the individual(s) listed below. View who you invited and the status of their section.

Contributor(s)	Role	Date Added	Status
Jack Bennet	Student Spouse	8/29/2024	Invite Sent

Student Spouse Sections Expand All

- Introduction Personal Identifiers
- Section 1 Financials

Previous Continue

Married Student Signature

On this page, the student reviews the terms and conditions for signing their FAFSA® form. They agree to a list of statements that they certify before providing their signature.

FAFSA® FORM 2025-26 Student Stephen Mendoza Save FAFSA Menu

Personal Circumstances Demographics Financials Colleges **Signature**

Sign and Complete Your Section ①

Summary

This page confirms that you understand the terms and conditions of the FAFSA® form and filled out the form accurately to the best of your ability.

The FAFSA form is a legal document you will electronically sign with your account username and password (FSA ID). Because your FSA ID is associated with your personal information, do not share it with anyone.

By signing this application electronically using your FSA ID, YOU, THE STUDENT, certify that you

- will use federal and/or state student aid only to pay the cost of attending an institution of higher education.
- are not in default on a federal student loan or have made satisfactory arrangements to repay it.
- do not owe money back on a federal student grant or have made satisfactory arrangements to repay it.
- will notify your school if you default on a federal student loan, and
- will not receive a Federal Pell Grant from more than one school for the same period of time.

By signing this application electronically using your account username and password, you certify that all of the information you provided is true and complete to the best of your knowledge and you agree, if asked, to provide

- information that will verify the accuracy of your completed form, and
- U.S. or foreign income tax forms that you filed or are required to file.

You also certify that you understand that the secretary of education has the authority to verify information reported on your application.

Married Student Signature (Continued)

This is a continuation of the student signature page. After agreeing to the terms and conditions of the FAFSA® form and signing, the student is able to submit their section of the FAFSA form. Since the student spouse information has not been provided, the FAFSA form is not considered complete and can't be processed yet.

If you sign this application or any document related to the federal student aid programs electronically using a username and password, and/or any other credential, you certify that you are the person identified by the username and password, and/or any other credential and have not disclosed that username and password, and/or any other credential to anyone else. If you purposefully give false or misleading information, including applying as an independent student without meeting the unusual circumstances required to qualify for such a status, you may be subject to criminal penalties under 20 U.S.C. 1097, which may include a fine up to \$20,000, imprisonment, or both.

Additionally, by signing this application electronically using your FSA ID, you authorize the U.S. Department of Education to disclose all information provided on this application, as required under Section 483(a)(2)(D)(i) of the *Higher Education Act of 1965*, as amended, to the institutions you have identified herein, state higher education agencies (in your state of residence and the states in which the institutions identified herein are located), and designated scholarship organizations to assist with the application, award, and administration of federal, state, or institutional financial aid programs and designated scholarship programs. Notwithstanding this authorization, the name of an institution that you select to authorize such disclosure shall not be shared with any other institution.

Sign Your FAFSA® Form

☒ I, Stephen Mendoza, agree to the terms outlined above.

Previous

Sign

Married Student Section Complete

Upon signing the student section, the student is presented the student section complete page. This page displays information for the student about next steps, including tracking their FAFSA® form. The student is reminded that their form is not completed and can't be submitted until their spouse completes the contributor section of the form and signs it.

FAFSA® FORM 2025-26 Student Stephen Mendoza Save FAFSA Menu

You're Almost There!
The student section is complete!

Spouse Contributor

Requirements for Independent Students
Your FAFSA® form is not complete until your spouse fills in the contributor section of the form and signs it. Once completed, your FAFSA form will be submitted for processing.

Contributor(s)	Role	Date Added	Status
Jack Bennet	Student Spouse	8/29/2024	Invite Sent

Track and Manage Your FAFSA® Form and Contributors
Your application has been added to the "My Activity" page in your StudentAid.gov account. Visit this page to keep track of your FAFSA status; review, edit, or delete information on your form; and monitor the status of your contributor(s).

[View Status](#)

Married Student Section Complete (Continued)

This is a continuation of the student section complete page. This page displays information for the student about next steps, including checking their email and a reminder that their FAFSA® form is not completed and can't be submitted until the student spouse completes the contributor section of the form and signs it. Next, in this scenario, the student's invited spouse will enter the FAFSA form and complete the spouse section.

Here's What You Can Do Next

Check Your Email

You'll receive an email version of this page at the following email address:
599888060test@testcod.edu.

Action Still Needed

The contributor(s) you selected will receive an email invitation to join your form.

Things You Should Know

View Your FAFSA® Submission Summary

Once your application is complete and submitted, you can view your FAFSA Submission Summary, a summary of the information you provided on your FAFSA form. You'll be able to access the FAFSA Submission Summary one to three days after you submit your application by logging back in with your account username and password (FSA ID).

Questions About The FAFSA® Process?

Visit the "FAFSA Help" page for more information.

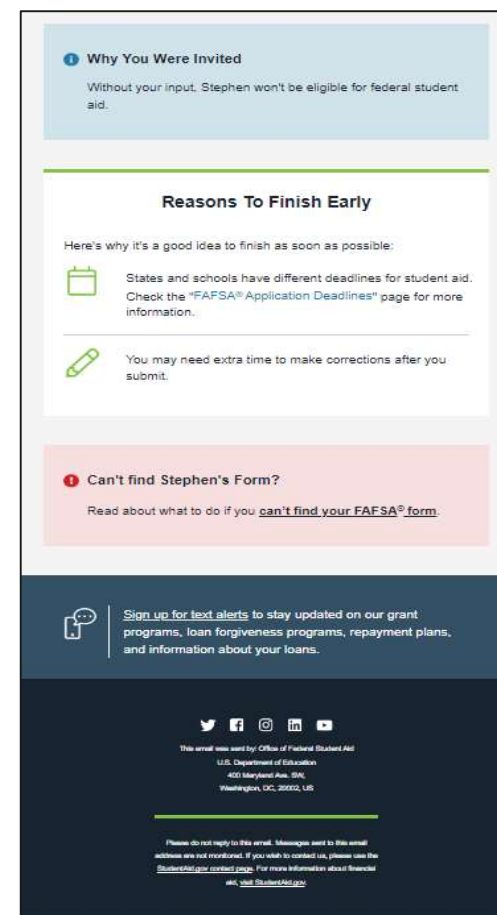
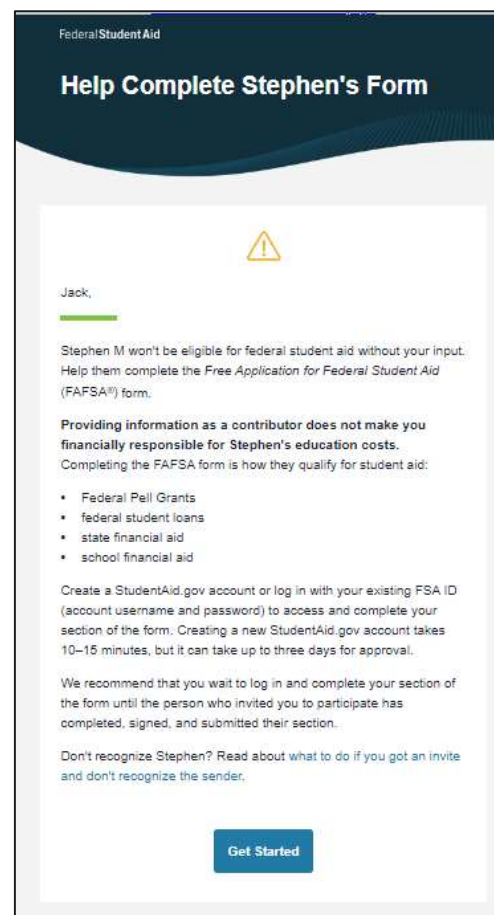
[Get Help](#)

We strongly recommend that your spouse completes their own section. If that isn't possible, you can manually provide their information, but you will not be eligible for federal student aid, including grants and loans, until they provide consent and approval, and sign the form.

[Provide Student Spouse Information Manually](#)

Student Spouse Email

This is NOT a view within StudentAid.gov or the FAFSA® form. This view demonstrates a student spouse opening the FAFSA invitation from their email. The student spouse selects "Get Started" and is taken to StudentAid.gov.



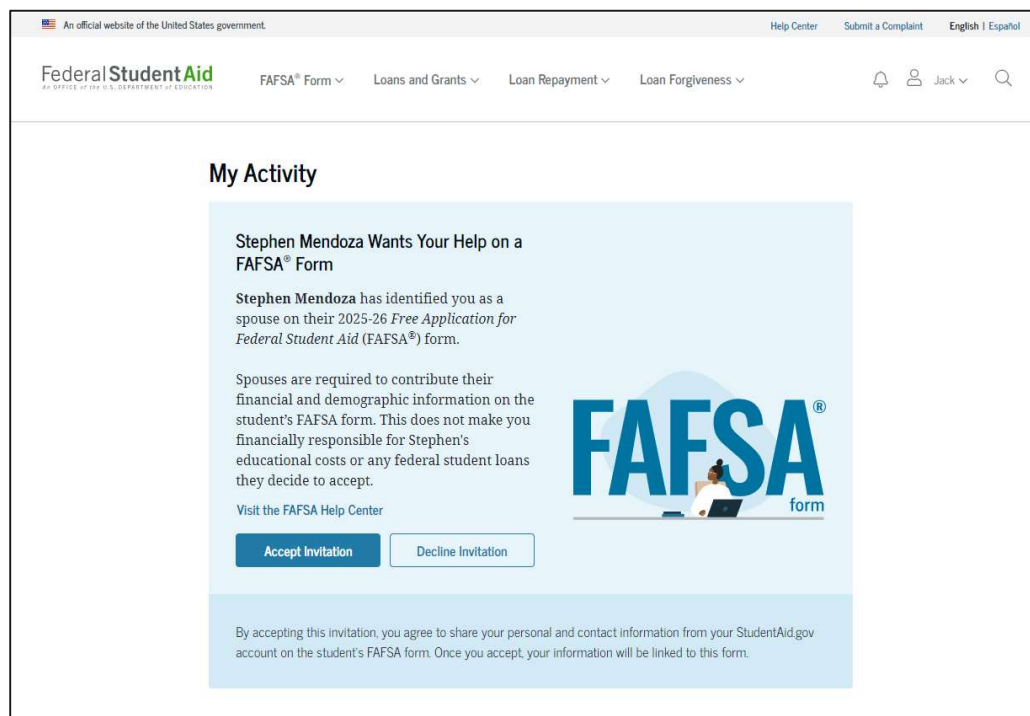
Student Spouse Log In

The student spouse is taken from their email to the "Log In" page to enter their log-in credentials. To access the FAFSA® form, all users are required to have an FSA ID (StudentAid.gov account username and password). If the student spouse doesn't have an FSA ID, they can select "Create an Account."

The screenshot shows the Federal Student Aid website's login interface. At the top, there's a navigation bar with links for 'Help Center', 'Submit a Complaint', and language options 'English | Español'. Below this, a secondary navigation bar includes the 'FederalStudentAid' logo, 'AFSA® Form', 'Loans and Grants', 'Loan Repayment', 'Loan Forgiveness', and 'Log In | Create Account' with a search icon. The main content area features a 'Log In' section with a blue arrow icon. It contains two input fields: 'Email, Phone, or FSA ID Username' with the value 'test595011623' and 'Password' with masked characters and a 'Show Password' link. A blue 'Log In' button is positioned below these fields. Underneath the button are links for 'Forgot My Username', 'Forgot My Password', and 'Create an Account'. At the bottom of the login section is a link that says 'Help Me Log In to My Account'. The footer of the page includes links for 'Help Center', 'Contact Us', 'Site Feedback', 'About Us', 'Announcements', 'Data Center', 'Resources', and 'Forms Library'. The 'FederalStudentAid' logo and social media icons are also present in the footer.

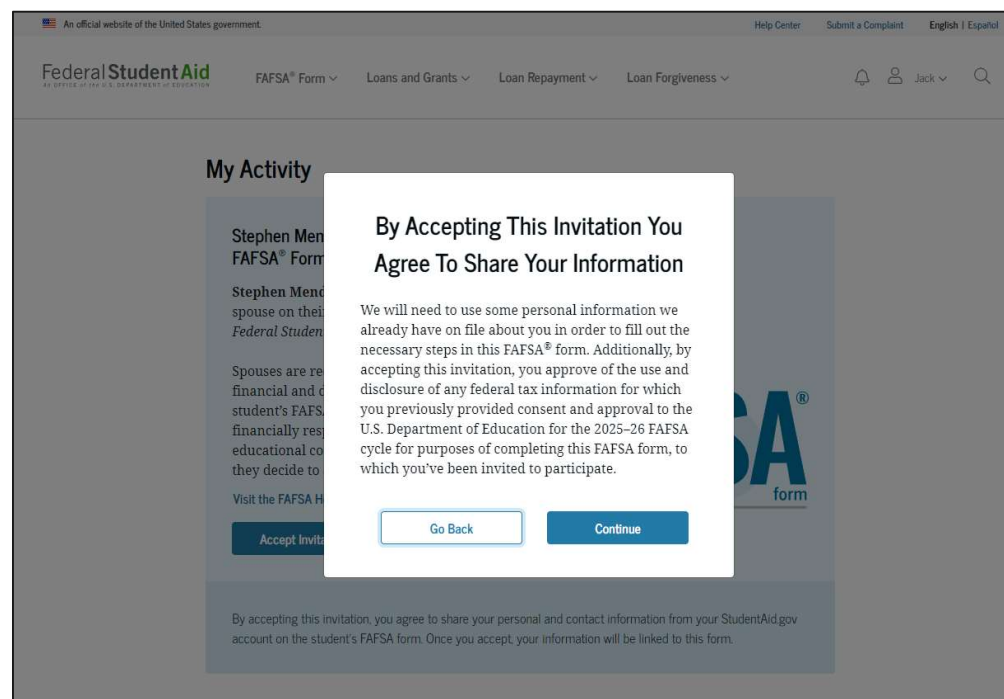
Student Spouse Status Center – My Activity

After successfully logging in, the student spouse is taken to their "My Activity" section. The student spouse sees an invitation to be a contributor on the student's FAFSA® form.



Student Spouse Status Center – My Activity (Continued)

When the student spouse selects "Accept Invitation," a pop-up window appears to remind the student spouse that their personal information is needed to fill out the student's FAFSA® form. The student spouse selects "Continue" to agree to sharing their information and enters the FAFSA form.



Student Spouse Contributing to the FAFSA® Form

This page provides information about being a contributor on a FAFSA® form.

The screenshot shows the FAFSA 2025-26 interface for a spouse contributor. At the top, it says "FAFSA FORM 2025-26" and "Spouse of Stephen Mendoza". The main heading is "Spouse Contributing to the FAFSA® Form". Below this, a message states: "You have entered Stephen Mendoza's FAFSA® form!". There are two green arrows with text: "→ This FAFSA form can't be submitted for processing until you provide some required personal and financial information." and "→ You can save this form and come back to it later." To the right of this text is an illustration of three people. Below the arrows is a section titled "Frequently Asked Questions" with a list of five questions, each with a dropdown arrow icon. The questions are: "Why have I been invited to contribute to this FAFSA® form?", "Does contributing to the form mean I'm responsible to pay for college or career school?", "What do I need to complete my section(s)?", "What kind of information will I be asked to provide?", and "What happens after I complete my section(s)?". At the bottom, there are two buttons: "Previous" and "Continue".

FAFSA FORM 2025-26 Spouse of Stephen Mendoza

Spouse Contributing to the FAFSA® Form

You have entered Stephen Mendoza's FAFSA® form!

- This FAFSA form can't be submitted for processing until you provide some required personal and financial information.
- You can save this form and come back to it later.

Frequently Asked Questions

- Why have I been invited to contribute to this FAFSA® form?
- Does contributing to the form mean I'm responsible to pay for college or career school?
- What do I need to complete my section(s)?
- What kind of information will I be asked to provide?
- What happens after I complete my section(s)?

Previous Continue

Student Spouse Identity Information

This is the first page within the student spouse section. The student spouse can verify that their personal information is correct. To update any of the personal information, the student spouse must access their Account Settings on StudentAid.gov.

The screenshot shows the FAFSA 2025-26 'Spouse of Stephen Mendoza' form. The title is 'Student Spouse Identity Information' with a sub-instruction: 'Review the information below and verify that it's correct before moving forward.' The form contains the following fields and values:

- Name: Jack F Bennet
- Date of Birth: 02/15/2006
- Social Security Number: ***-**-8062
- Email Address: S99888062test@testcod.edu
- Mobile Phone Number: (555) 557-6023
- Permanent Mailing Address: 123 testing road
- City: city
- State: CA
- Zip Code: 42000
- Country: United States (US)

At the bottom right is a blue 'Continue' button. A note at the bottom of the form states: 'To update this information for all U.S. Department of Education communications, go to [Account Settings](#).'

Student Spouse Provides Consent and Approval

This page informs the student spouse about consent, approval, and the use of their federal tax information. By providing consent and approval, the student spouse's federal tax information is transferred directly from the IRS into the FAFSA® form to help complete the "Student Spouse Financials" section.

FAFSA®

FORM 2025-26

Spouse of Stephen Mendoza

Save | FAFSA Menu

Provide Consent and Approval or the Student Won't Be Eligible for Federal Student Aid

Summary

Your consent and approval are needed to retrieve and disclose federal tax information. With your consent and approval, we can obtain tax return information automatically from the IRS to help you complete your section of the student's FAFSA® form. If you don't provide consent and approval, the student will not be eligible for federal student aid, including grants and loans. You must provide consent and approval even if you didn't file a U.S. federal tax return or any tax return.

- Get your 2023 tax return information for the 2025-26 FAFSA form.
- Federal tax information is used to determine the student's eligibility for federal student aid.
- Tax return information is required to complete the FAFSA form.

By accepting below, I consent to the disclosure of information about me, as described below, and further affirmatively approve of the receipt and use of my federal tax information and to the U.S. Department of Education (ED)'s redisclosure of my federal tax information, as described below. By accepting below, I consent to and affirmatively approve of, as applicable, the following:

- ED may disclose my Social Security number/Individual Taxpayer Identification Number, last name, date of birth, unique identifier, the tax year for which federal tax information is required, and the date and timestamp of my approval for the use of my federal tax information in determining eligibility by ED for which approval is provided to the U.S. Department of the Treasury, Internal Revenue Service (IRS). I understand that in response to such a request from ED, the IRS shall then disclose my federal tax information to "authorized persons" (i.e., specifically designated officers and employees of ED and its contractors [as defined in 26 U.S.C. § 6103(i)(13)(E)] for the purpose of determining eligibility for and the amount of federal student aid under a program authorized under subpart 1 of part A, part C, or part D of Title IV of the Higher Education Act of 1965, as amended, for myself or an applicant for federal student aid who has requested that I share my federal tax information on their Free Application for Federal Student Aid (FAFSA®) form.
- Authorized persons at ED and its contractors (as defined in 26 U.S.C. § 6103(i)(13)(E)) may use my federal tax information for the purpose of determining the eligibility for and amount of federal student aid under a program authorized under subpart 1 of part A, part C, or part D of Title IV of the Higher Education Act of 1965, as amended, for myself or a FAFSA applicant who has requested that I share my federal tax information on the FAFSA form.
- ED may redisclose my federal tax information received from the IRS pursuant to 26 U.S.C. § 6103(i)(13)(D)(iii) to the following entities solely for the use in the application, award, and administration of financial aid:
 - Institutions of higher education participating in the federal student aid programs authorized under subpart 1 of part A, part C, or part D of Title IV of the Higher Education Act of 1965, as amended.
 - State higher education agencies

Student Spouse Provides Consent and Approval (Continued)

This is a continuation of the consent and approval page. Frequently asked questions about consent and approval are also provided. The student spouse selects "Provide Approval" to provide consent and approval, and they are taken to the next page.

o Scholarship organizations designated prior to Dec. 19, 2019, by the secretary of education

o Contractors of institutions of higher education and state higher education agencies to administer aspects of the institution's or state agency's activities for the application, award, and administration of such financial aid

4. ED may redisclose my federal tax information to another FAFSA applicant's FAFSA form(s) for which I elect to participate. By accepting an invitation and affirmation to participate in another individual's FAFSA form, my federal tax information will be redisclosed to the additional application. I understand that I may decline an invitation to participate, which will prevent the transfer of my federal tax information to that FAFSA form.

By consenting and providing my affirmative approval, I further understand the following:

1. My consent and affirmative approval are required, as a condition of my eligibility or the eligibility of a FAFSA applicant who has requested that I share my federal tax information on their FAFSA form, for federal student aid under a program authorized under subpart 1 of part A, part C, or part D of Title IV of the Higher Education Act of 1965, as amended, even if I did not file a U.S. federal tax return.
2. I am providing my written consent for the redisclosure of my federal tax information by ED to include, but not limited to, institutions of higher education, state higher education agencies, designated scholarship organizations, their respective contractors and auditors, other family members participating in the FAFSA form, Office of Inspector General, under 26 U.S.C. § 6109(l) (13)(D), and with my further express written consent obtained by an institution of higher education, the redisclosure of FAFSA information pursuant to the terms and conditions of 20 U.S.C. § 1098h(c).
3. Any federal tax information received from the IRS at a later date shall supersede any manually entered financial or income information on the FAFSA form.
4. ED may request updated federal tax information from the IRS once my consent and approval are provided. If federal tax information has changed (e.g., amended tax return filed with revised information), then eligibility for and amounts of federal, state, and institutional financial aid may change.
5. If I do not consent to the redisclosure of my federal tax information to institutions of higher education, state higher education agencies, designated scholarship organizations, and their respective contractors, ED will be unable to calculate my eligibility for federal student aid or the eligibility of a FAFSA applicant who has requested that I share my federal tax information on their FAFSA form.

By accepting below, I consent electronically to the use of my StudentAid.gov account username and password (FSA ID) as my signature and certify under penalty of perjury under the laws of the United States of America, that the foregoing is true and correct. I understand that any falsification of this statement is punishable under the provisions of 18 U.S.C. § 1001 by a fine, imprisonment of not more than five years, or both, and that the knowing and willful request for or acquisition of records pertaining to an individual under false pretenses is a criminal offense under the Privacy Act of 1974, subject to a fine of not more than \$5,000 fine (5 U.S.C. § 552(a)(1)(3)). By accepting and submitting my part of the FAFSA, my execution (including date and time) of consent and approval will be logged in ED's Person Authentication Service System of Record (18-11-12).

Frequently Asked Questions

Who should provide consent and approval?

If I'm married and didn't file a joint tax return with my current spouse, does my spouse have to provide consent and approval for you to access their tax information?

What happens after I provide consent and approval?

What happens if I decline consent and approval?

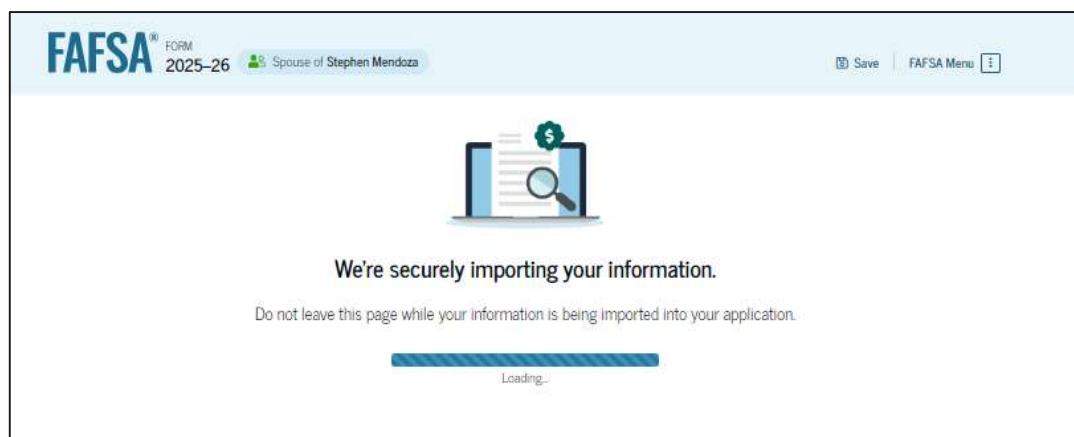
Select "Approve" to provide consent and approval for the use of your federal tax information to determine your eligibility for federal student aid. If you select "Decline," you will not be eligible for federal student aid.

Previous

Decline Approve

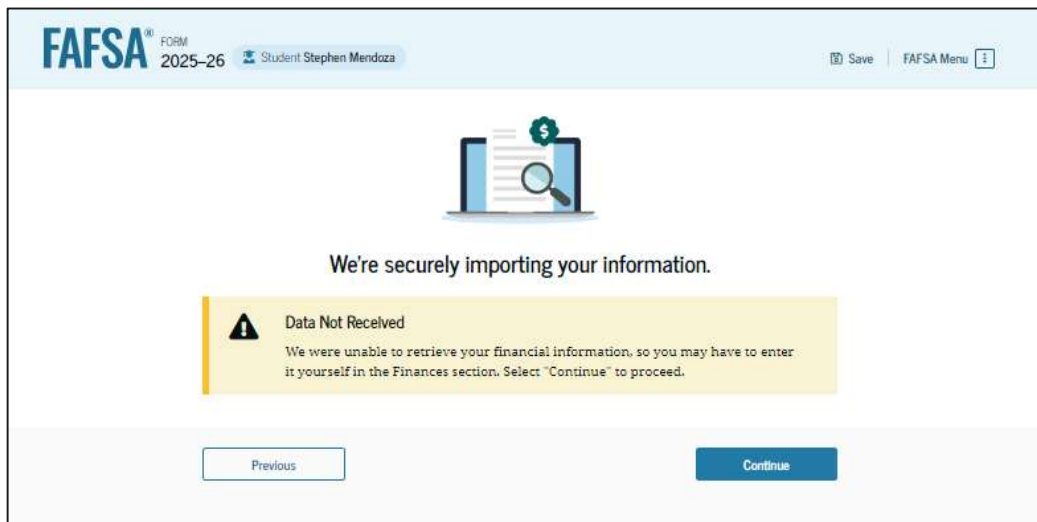
Student Spouse Imports IRS Information

This page imports the student spouse's federal tax information by directly transferring it into the FAFSA® form from the IRS to help complete the "Student Spouse Financials" section.



Student Spouse Imports IRS Information (Continued)

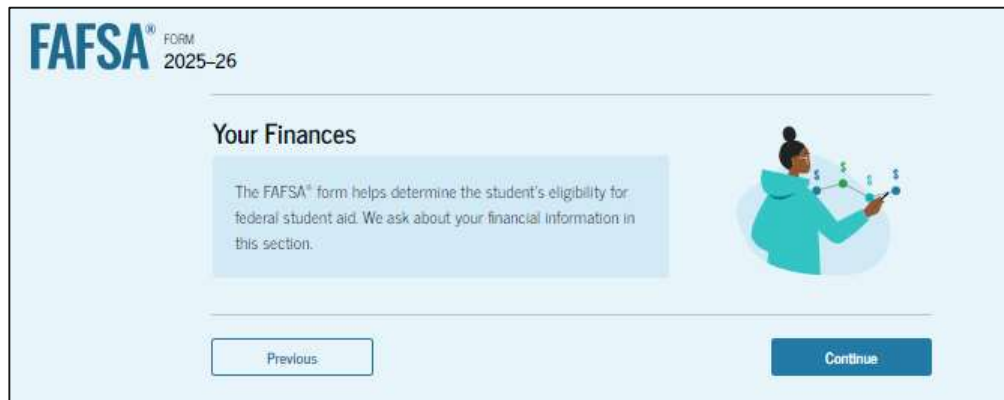
This page displays the results from the IRS import for the student spouse. For this scenario, the student spouse is contributing to a new FAFSA® and there is no federal tax information available from the IRS.



The screenshot shows the FAFSA 2025-26 interface for Student Stephen Mendoza. The header includes the FAFSA logo, the text 'FORM 2025-26', the student's name 'Student Stephen Mendoza', and links for 'Save' and 'FAFSA Menu'. The main content area features an illustration of a laptop with a magnifying glass and a dollar sign. Below this, a message states: 'We're securely importing your information.' A yellow warning box with an exclamation mark icon contains the text: 'Data Not Received. We were unable to retrieve your financial information, so you may have to enter it yourself in the Finances section. Select "Continue" to proceed.' At the bottom, there are two buttons: 'Previous' and 'Continue'.

Introduction: Student Spouse Financials

This is the first page within the "Student Spouse Financials" section. It provides an overview of the section.



The screenshot shows the FAFSA 2025-26 interface. At the top left is the FAFSA logo with 'FORM 2025-26' next to it. The main heading is 'Your Finances'. Below this, a text box explains: 'The FAFSA® form helps determine the student's eligibility for federal student aid. We ask about your financial information in this section.' To the right of the text is an illustration of a person in a blue hoodie looking at a smartphone with dollar signs and a graph floating around it. At the bottom, there are two buttons: 'Previous' on the left and 'Continue' on the right.

Student Spouse Tax Filing Status

This page asks the student spouse about their tax filing status. The student spouse selects "Yes" to "Did or will the student's spouse file a 2023 IRS Form 1040 or 1040-NR?"

The screenshot shows the FAFSA 2025-26 interface for the 'Spouse of Stephen Mendoza'. The page is titled 'Student Spouse Tax Filing Status'. A progress bar at the top indicates two steps: '1 Financials' (current) and '2 Signature'. The main question is 'Did or will the student's spouse file a 2023 IRS Form 1040 or 1040-NR?'. There are two radio button options: 'Yes' (selected) and 'No'. At the bottom, there are 'Previous' and 'Continue' buttons. The top right corner has 'Save' and 'FAFSA Menu' links.

Student Spouse Tax Return Information

The student spouse is asked questions about their 2023 tax return. The student spouse enters a response in each entry field.

FAFSA FORM 2025-26 Student of Stephen Mendez

Finalize Sign out

Student Spouse 2023 Tax Return Information

Refer to the student spouse's 2023 tax return to answer the following questions.
If the answer is zero or the question does not apply, enter 0.

Where to find this information on the tax form

Filing Status

☐ Single

☐ Head of household

☐ Married filing jointly

☒ Married filing separately

☐ Qualifying surviving spouse

Income Earned From Work

\$ 0 .00

Tax Exempt Interest Income

\$ 0 .00

Untaxed Portions of IRA Distributions

\$ 0 .00

Untaxed Portions of Pensions

\$ 0 .00

Adjusted Gross Income

\$ 0 .00

Income Tax Paid

\$ 0 .00

IRA Deductions and Payments to Self-Employed SEP, SIMPLE, and Qualified Plans

\$ 0 .00

Education Credits (American Opportunity Tax Credit and Lifetime Learning Tax Credit)

\$ 0 .00

Did the student's spouse file a Schedule A, B, D, E, F, or H with their 2023 IRS Form 1040?

☐ Yes

☒ No

☐ Don't know

Net Profit or Loss From IRS Form 1040 Schedule C

\$ 0 .00

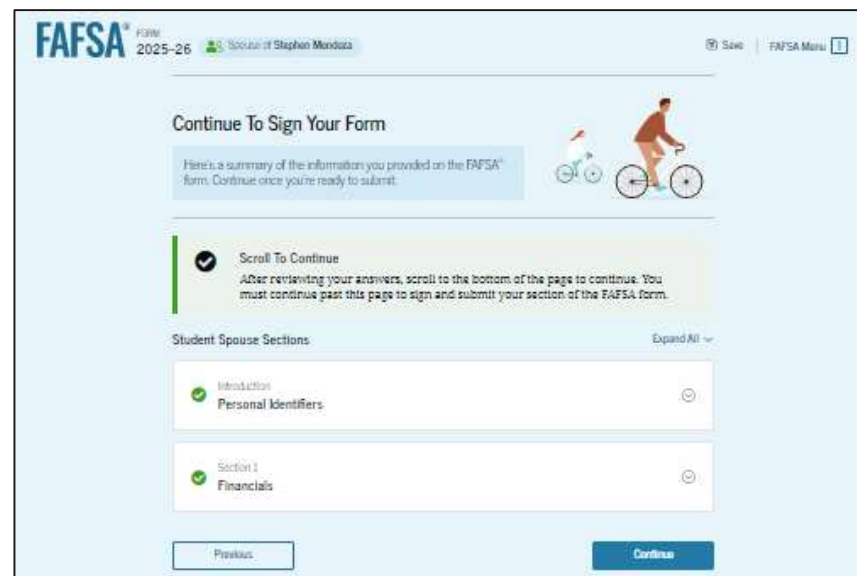
Foreign Earned Income Exclusion

\$ 0 .00

Previous Continue

Student Spouse Review Page

The review page displays the responses that the student spouse has provided in the FAFSA® form. In this scenario, the student spouse can only view responses within the student spouse section of the student's FAFSA form. The student spouse can view all their responses by selecting "Expand All" or expand each section individually. To edit a response, the student spouse can select the question's hyperlink to be taken to the corresponding page.



The screenshot shows the FAFSA Student Spouse Review Page. At the top, the FAFSA logo is on the left, and the form year "2025-26" and the student's name "Spouse of Stephen Mendoza" are in the center. On the right, there are links for "Save" and "FAFSA Menu". Below the header, a section titled "Continue To Sign Your Form" includes a summary of the information provided and a note to continue once ready to submit. An illustration of a person riding a bicycle is shown to the right. A green checkmark icon indicates the user should "Scroll To Continue". Below this, the "Student Spouse Sections" are listed, including "Introduction" and "Personal Identifiers", each with a green checkmark and a circular icon. A blue "Continue" button is at the bottom right, and a "Previous" button is at the bottom left.

Student Spouse Signature

On this page, the student spouse acknowledges the terms and conditions of the FAFSA® form and signs their section. Since all required sections are complete, the student spouse can both sign and submit the student's FAFSA form.

The screenshot shows the FAFSA 'Sign and Submit' page for a student spouse. The page header includes the FAFSA logo, the form year (2025-26), and the student's name (Stephen Mendoza). The page is divided into two main sections: 'Financials' and 'Signature'. The 'Signature' section is active, showing a 'Summary' box with the following text: 'This page confirms that you understand the terms and conditions of the FAFSA® form and filled out the form accurately to the best of your ability. The FAFSA form is a legal document you will electronically sign with your account username and password (FSA ID). Because your FSA ID is associated with your personal information, do not share it with anyone.' Below the summary box, there is a section for 'By signing the student's application electronically using your account username and password, YOU, THE STUDENT'S SPOUSE, certify that all of the information you provided is true and complete to the best of your knowledge and you agree, if asked, to provide:'. This section lists two items: 'Information that will verify the accuracy of your completed form, and' and 'U.S. or foreign income tax forms that you filed or are required to file.' Below this, there is a section for 'You also certify that you understand that the secretary of education has the authority to verify information reported on your application.' This section contains a paragraph about the consequences of providing false information. At the bottom, there is a section for 'Sign for yourself and submit the application for Stephen Mendoza (Student)'. This section includes a checkbox for 'I, Jack Bennett, agree to the terms outlined above.' and a 'Sign and Submit' button.

FAFSA® FORM 2025-26 Student of Stephen Mendoza Save FAFSA Menu

Financials Signature

Sign and Submit the FAFSA® Form

Summary

This page confirms that you understand the terms and conditions of the FAFSA® form and filled out the form accurately to the best of your ability.

The FAFSA form is a legal document you will electronically sign with your account username and password (FSA ID). Because your FSA ID is associated with your personal information, do not share it with anyone.

By signing the student's application electronically using your account username and password, YOU, THE STUDENT'S SPOUSE, certify that all of the information you provided is true and complete to the best of your knowledge and you agree, if asked, to provide:

- Information that will verify the accuracy of your completed form, and
- U.S. or foreign income tax forms that you filed or are required to file.

You also certify that you understand that the secretary of education has the authority to verify information reported on your application.

If you sign this application or any document related to the federal student aid programs electronically using a username and password, and/or any other credential, you certify that you are the person identified by the username and password, and/or any other credential and have not disclosed that username and password, and/or any other credential to anyone else. If you purposefully give false or misleading information, including applying as an independent student without meeting the unusual circumstances required to qualify for such a status, you may be subject to criminal penalties under 20 U.S.C. 1097, which may include a fine up to \$20,000, imprisonment, or both.

Additionally, by signing this application electronically using your FSA ID, you authorize the U.S. Department of Education to disclose all information you provided on this application, as required under Section 483(a)(2)(D)(i) of the Higher Education Act of 1965, as amended, to the institutions identified herein, state higher education agencies (in the student's state of residence and the states in which the institutions identified herein are located), and designated scholarship organizations to assist with the application, award, and administration of federal, state, or institutional financial aid programs and designated scholarship programs. Notwithstanding this authorization, the name of an institution the student selected to authorize such disclosure shall not be shared with any other institution.

Sign for yourself and submit the application for Stephen Mendoza (Student).

☒ I, Jack Bennett, agree to the terms outlined above.

Previous Sign and Submit

Student Spouse Confirmation

Upon submitting the student's FAFSA® form, the student spouse is presented an abbreviated confirmation page. This page displays information about tracking the student's FAFSA form and next steps. The student will receive an email with the full, detailed confirmation. With the student and student spouse sections completed and signed, the FAFSA form is now considered complete and submitted for processing.

The screenshot shows the FAFSA 2025-26 Spouse Confirmation page. At the top, it says "FAFSA FORM 2025-26" and "Spouse of Stephen Mendoza". There are links for "Exit" and "FAFSA Menu". The main heading is "Congratulations, The FAFSA® Form Is Complete!". Below this, it says "Stephen Mendoza" and "Completion Date: 08/29/2024". The section "What Happens Next" lists three items: "Email Sent" (Confirm that the student received an email version of this page.), "The Student Can Track the Status of Their Form" (In one to three days, the student's FAFSA form will be processed and made available to their schools.), and "The Student Will Receive School Communications" (We use the information collected on the student's FAFSA form to calculate their Student Aid Index (SAI). The SAI lets schools determine how much aid the student is eligible to receive. Schools will reach out to the student if they need more information. They will also contact the student with financial aid offers. Once received, the student can contact their financial aid offices directly to ask questions about their student aid packages.). At the bottom, there is a section "Track and Manage the Student's FAFSA® Form" with a "View Status" button. The text below the button says: "You can check the status of the student's application in the 'My Activity' section of your account Dashboard. We will let you know if we need anything more from you."

Independent Student Who Is Single and a Non-Tax Filer

Independent Student FAFSA® Form Landing Page

This is the main FAFSA® form landing page. On this page, students are directed to "Start New Form" or "Edit Existing Form." For this section of the presentation, the student is beginning a new application.

Get Money To Help Pay for School
Use the Free Application for Federal Student Aid (FAFSA®) form to apply for financial aid for college, career school, or graduate school.

Start a 2025-26 FAFSA® Form
[Start New Form](#)

Edit a 2025-26 FAFSA® Form or Accept an Invitation
[Edit Existing Forms](#)

Need the 2024-25 FAFSA form?
[Start New Form](#) | [Edit Existing Forms](#)

Check FAFSA® Deadlines for the State You Live in
Some states and schools use information from the FAFSA® form to determine your eligibility for their grants, scholarships, and loans. Check your state's deadlines here!
[View All FAFSA Deadlines](#)

School Year: State of Residence: [Find Deadlines](#)

Missing a state deadline doesn't impact your eligibility for federal student aid, so fill out your FAFSA form even if your state deadline has passed.

Who should complete the FAFSA® form?

Any student, regardless of income, who wants to be considered for federal, state, and school financial aid programs. This includes grants, scholarships, work-study funds, and loans.

How long will it take?

It takes most people less than one hour to fill out the FAFSA form, including gathering any personal documents and financial information needed to complete it.

What do I need?

- Verified account username and password (FSA ID)
- Parent or spouse contributor name, date of birth, Social Security number, and email address
- Income and asset information (if required)

Independent Student Log In

If the student selects "Start New Form" from the FAFSA® landing page and they are not logged in to StudentAid.gov, they are taken to the "Log In" page to enter their credentials. To access the FAFSA form, all students are required to have an FSA ID (StudentAid.gov account username and password). If the student doesn't have an FSA ID, they can select "Create an Account."

The screenshot shows the Federal Student Aid Log In page. At the top, there is a navigation bar with links for "Help Center", "Submit a Complaint", and "English | Español". Below this, the "FederalStudentAid" logo is displayed, followed by a menu for "FAFSA® Form" and other options like "Loans and Grants", "Loan Repayment", and "Loan Forgiveness". A "Log In | Create Account" link is also present. The main content area features a "Log In" section with a "Log In" button and a "Create an Account" link. Below the login fields, there are links for "Forgot My Username" and "Forgot My Password". At the bottom of the page, there is a footer with links for "Help Center", "Contact Us", "Site Feedback", "About Us", "Announcements", "Data Center", "Resources", and "Forms Library".

Independent Student Roles

After logging in, the student selects the applicable role to fill out the FAFSA® form: "Student."

The screenshot shows the FAFSA 2025-26 login interface. At the top left is the FAFSA logo with 'FORM 2025-26' next to it. A banner across the top features a blue ribbon with the text 'Welcome, Brenda, to the FAFSA® Form' and illustrations of hot air balloons. Below the banner, the text 'I am starting the FAFSA form as a' is followed by two selection options: 'Student' (with a blue radio button and a graduation cap icon) and 'Parent' (with a grey radio button and a family icon). At the bottom, there are two buttons: 'Previous' on the left and 'Continue' on the right.

Independent Student Onboarding (1 of 4)

When the student starts the 2025–26 FAFSA® form for the first time, they are taken through the FAFSA onboarding process. The first onboarding page provides an introduction of the FAFSA form and an accompanying video.

FAFSA FORM 2025–26 Student Brenda Smiths

Understanding the FAFSA® Form

1 of 4

What is the FAFSA® form?

Use the *Free Application for Federal Student Aid* (FAFSA®) form to apply for grants, scholarships, work-study funds, and loans for college, career school, or graduate school.

What Is FAFSA®?
What is FAFSA® and why is it important?

Previous Continue

Independent Student Onboarding (2 of 4)

The second FAFSA® onboarding page provides information about contributors that may be required to participate in the student's FAFSA form, including an accompanying video that explains contributors, and information on how the student can invite them. Documents that may be needed to fill out the form are also included on this page.

The screenshot shows the FAFSA 2025-26 onboarding page for Student Brenda Smiths. The page is titled "Understanding the FAFSA Form" and is the 2 of 4 steps. The main heading is "Contributors to the FAFSA Form". Below this is a video player with the title "Who is a Contributor on the 2024-25 FAFSA form?". The video player includes a "Watch later" button and a "Share" button. Below the video player are two sections: "Parents or Spouses" and "How To Invite".

Parents or Spouses
Your answers on the FAFSA form will determine if any contributors need to be identified. These contributors will complete their own sections of the form and are asked to provide personal and financial information, but they will not be financially responsible for the student's education.

How To Invite
Contributors will need to log in with their own FSA ID to provide their information. To invite a contributor to a FAFSA form, you'll need to provide their name, date of birth, Social Security number (if they have one), and email address.

Information or Documents You May Need ▼

Previous Continue

Independent Student Onboarding (3 of 4)

The third FAFSA® onboarding page provides information about what the student can expect when completing their FAFSA form. This includes information about consent and approval, a time estimate to complete the form, and that they can save the form and return later if needed, along with an accompanying video.

The screenshot shows the FAFSA 2025-26 onboarding interface for Student Brenda Smiths. The page is titled "Understanding the FAFSA® Form" and is the 3rd of 4 steps. The main heading is "What To Expect" with a subtext "How long will this take? 1 hour". The content explains that every contributor must provide consent and approval for the student to be eligible for federal student aid, and that the form can be saved and returned to later. It also mentions that information collected on the form is used to help complete it. At the bottom, there is a video player with the title "What Does It Mean To Provide Co... What does it mean to provide consent and approval on the 2024-25 FAFSA® form?" and a "Watch later" button. The video player shows a person with a question mark on their chest. Navigation buttons "Previous" and "Continue" are at the bottom.

Independent Student Onboarding (4 of 4)

The last FAFSA® onboarding page provides information about what to expect once the FAFSA form is completed, submitted, and processed. On this page, the student can select "Start FAFSA Form" to begin.

The screenshot shows the FAFSA 2025-26 onboarding page for Student Brenda Smiths. The page is titled "Understanding the FAFSA Form" and is the 4th of 4 steps. The main heading is "After Submitting the FAFSA form". Below this, a text box states: "After submission, you'll need to check on the status of your FAFSA form and make corrections, if required." A video player is embedded, showing a thumbnail for "What Happens After Submitting Your FAFSA Form?". Below the video, three bullet points provide information: "Your form will be processed in one to three days.", "You'll receive a FAFSA Submission Summary. It will include the Student Aid Index (SAI), an index number used to determine federal student aid eligibility.", and "Schools will use your SAI to create your financial aid offer that explains the types and amounts of aid they are offering you. Most schools only send an aid offer when they accept you for admission." At the bottom, there are two buttons: "Previous" and "Start FAFSA Form".

Independent Student Identity Information

This is the first page within the student section. The student can verify that their personal information is correct. To update any of the personal information, the student must access their Account Settings on StudentAid.gov.

The screenshot shows the FAFSA 2025-26 Student Identity Information page. The header includes the FAFSA logo, the text 'FORM 2025-26', the student's name 'Student Brenda Smiths', and buttons for 'Save' and 'FAFSA Menu'. The main heading is 'Student Identity Information', followed by the instruction 'Review the information below and verify that it's correct before moving forward.' The form contains the following fields: Name (Brenda Smiths), Date of Birth (01/01/1990), Social Security Number (***-**-6333), Email Address (brendasmith@test.com), and Mobile Phone Number. At the bottom, there is a link to 'Account Settings' for updating information.

FAFSA[®] FORM 2025-26 Student Brenda Smiths Save FAFSA Menu

Student Identity Information

Review the information below and verify that it's correct before moving forward.

Name
Brenda Smiths

Date of Birth
01/01/1990

Social Security Number
***-**-6333

Email Address
brendasmith@test.com

Mobile Phone Number

To update this information for all U.S. Department of Education communications, go to [Account Settings](#).

Independent Student Identity Information (Continued)

This is a continuation of the first page within the student section. The student can verify their mailing address on this part of the page. To update this information, the student must access their Account Settings on StudentAid.gov.

Permanent Mailing Address

Include apartment number;

342 sesame st

City

city

State

IA

Zip Code

11111

Country ?

United States (US)

Continue

Independent Student State Of Legal Residence

The student is asked about their state of legal residence. The student selects the state from a drop-down box and provides the month and year when they became a legal resident.

FAFSA[®] FORM 2025-26 Student Brenda Smiths Save FAFSA Menu

Student State of Legal Residence

State ⓘ
Iowa (IA)

Date the Student Became a Legal Resident of Iowa (IA)

Month: 01 Year: 2001 ⓘ

Previous Continue

Independent Student Provides Consent and Approval

This page informs the student about consent, approval, and the use of their federal tax information. By providing consent and approval, the student's federal tax information is transferred directly from the IRS into the FAFSA® form to help complete the "Student Financials" section.

FAFSA FORM 2025-26 Student Brenda Smiths Save FAFSA Menu

Provide Consent and Approval or You Won't Be Eligible for Federal Student Aid

Summary

Your consent and approval are needed to retrieve and disclose federal tax information. With your consent and approval, we can obtain tax return information automatically from the IRS to help you complete the FAFSA® form. If you don't provide consent and approval, you will not be eligible for federal student aid, including grants and loans. You must provide consent and approval even if you didn't file a U.S. federal tax return or any tax return.

- Get your 2023 tax return information for the 2025-26 FAFSA form.
- Federal tax information is used to determine your eligibility for federal student aid.
- Tax return information is required to complete the FAFSA form.

By accepting below, I consent to the disclosure of information about me, as described below, and further affirmatively approve of the receipt and use of my federal tax information and to the U.S. Department of Education (ED)'s redisclosure of my federal tax information, as described below. By accepting below, I consent to and affirmatively approve of, as applicable, the following:

- ED may disclose my Social Security number/Individual Taxpayer Identification Number, last name, date of birth, unique identifier, the tax year for which federal tax information is required, and the date and timestamp of my approval for the use of my federal tax information in determining eligibility by ED for which approval is provided to the U.S. Department of the Treasury, Internal Revenue Service (IRS). I understand that in response to such a request from ED, the IRS shall then disclose my federal tax information to "authorized persons" (i.e., specifically designated officers and employees of ED and its contractors [as defined in 26 U.S.C. § 6103(l)(13)(E)]) for the purpose of determining eligibility for and the amount of federal student aid under a program authorized under subpart 1 of part A, part C, or part D of *Title IV of the Higher Education Act of 1965*, as amended, for myself or an applicant for federal student aid who has requested that I share my federal tax information on their *Free Application for Federal Student Aid (FAFSA®)* form.

- Authorized persons at ED and its contractors (as defined in 26 U.S.C. § 6103(l)(13)(E)) may use my federal tax information for the purpose of determining the eligibility for and amount of federal student aid under a program authorized under subpart 1 of part A, part C, or part D of *Title IV of the Higher Education Act of 1965*, as amended, for myself or a FAFSA applicant who has requested that I share my federal tax information on the FAFSA form.
- ED may redisclose my federal tax information received from the IRS pursuant to 26 U.S.C. § 6103(l)(13)(D)(iii) to the following entities solely for the use in the application, award, and administration of financial aid:
 - Institutions of higher education participating in the federal student aid programs authorized under subpart 1 of part A, part C, or part D of *Title IV of the Higher Education Act of 1965*, as amended
 - State higher education agencies
 - Scholarship organizations designated prior to Dec. 19, 2019, by the secretary of education
 - Contractors of institutions of higher education and state higher education agencies to administer aspects of the institution's or state agency's activities for the application, award, and administration of such financial aid
- ED may redisclose my federal tax information to another FAFSA applicant's FAFSA form(s) for which I elect to participate. By accepting an invitation and affirmation to participate in another individual's FAFSA form, my federal tax information will be redisclosed to the additional application. I understand that I may decline an invitation to participate, which will prevent the transfer of my federal tax information to that FAFSA form.

Independent Student Provides Consent and Approval (Continued)

This is a continuation of the consent and approval page. Frequently asked questions about consent and approval are also provided that the student can expand and collapse. The student selects "Approve" to provide consent and approval, and they are taken to the next page.

By consenting and providing my affirmative approval, I further understand the following:

1. My consent and affirmative approval are required, as a condition of my eligibility or the eligibility of a FAFSA applicant who has requested that I share my federal tax information on their FAFSA form, for federal student aid under a program authorized under subpart 1 of part A, part C, or part D of *Title IV of the Higher Education Act of 1965*, as amended, even if I did not file a U.S. federal tax return.
2. I am providing my written consent for the redisclosure of my federal tax information by ED to include, but not limited to, institutions of higher education, state higher education agencies, designated scholarship organizations, their respective contractors and auditors, other family members participating in the FAFSA form, Office of Inspector General, under 26 U.S.C. § 6103(l) (13)(D), and with my further express written consent obtained by an institution of higher education, the redisclosure of FAFSA information pursuant to the terms and conditions of 20 U.S.C. § 1098h(c).
3. Any federal tax information received from the IRS at a later date shall supersede any manually entered financial or income information on the FAFSA form.
4. ED may request updated federal tax information from the IRS once my consent and approval are provided. If federal tax information has changed (e.g., amended tax return filed with revised information), then eligibility for and amounts of federal, state, and institutional financial aid may change.
5. If I do not consent to the redisclosure of my federal tax information to institutions of higher education, state higher education agencies, designated scholarship organizations, and their respective contractors, ED will be unable to calculate my eligibility for federal student aid or the eligibility of a FAFSA applicant who has requested that I share my federal tax information on their FAFSA form.

By accepting below, I consent electronically to the use of my StudentAid.gov account username and password (FSA ID) as my signature and certify under penalty of perjury under the laws of the United States of America, that the foregoing is true and correct. I understand that any falsification of this statement is punishable under the provisions of 18 U.S.C. § 1001 by a fine, imprisonment of not more than five years, or both, and that the knowing and willful request for or acquisition of records pertaining to an individual under false pretenses is a criminal offense under the *Privacy Act of 1974*, subject to a fine of not more than \$5,000 fine (5 U.S.C. § 552(a)(3)). By accepting and submitting my part of the FAFSA, my execution (including date and time) of consent and approval will be logged in ED's Person Authentication Service System of Record (18-11-12).

Frequently Asked Questions

Who should provide consent and approval?



If I'm married and didn't file a joint tax return with my current spouse, does my spouse have to provide consent and approval for you to access their tax information?



What happens after I provide consent and approval?



What happens if I decline consent and approval?



Select "Approve" to provide consent and approval for the use of your federal tax information to determine your eligibility for federal student aid. If you select "Decline," you will not be eligible for federal student aid.

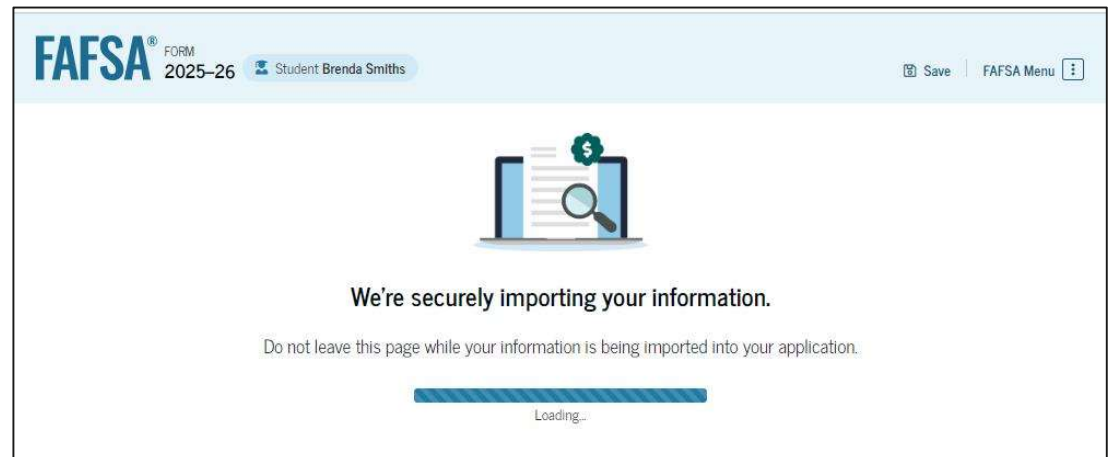
Previous

Decline

Approve

Independent Student Imports IRS Information

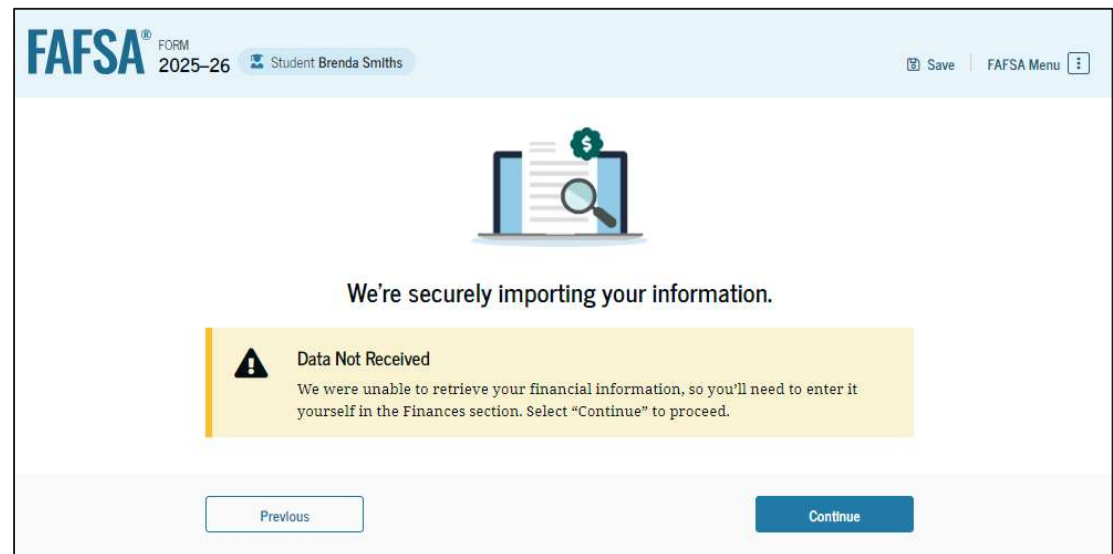
This page imports the student's federal tax information by directly transferring it into the FAFSA® form from the IRS to help complete the "Student Financials" section.



The screenshot shows the FAFSA FORM 2025-26 interface for Student Brenda Smiths. The header includes the FAFSA logo, the form year (2025-26), the student's name, and links for 'Save' and 'FAFSA Menu'. The main content area features an illustration of a laptop with a magnifying glass and a dollar sign, indicating the import of financial data. Below the illustration, the text reads: 'We're securely importing your information.' followed by a warning: 'Do not leave this page while your information is being imported into your application.' A blue progress bar is shown with the text 'Loading...' underneath it.

Independent Student Imports IRS Information (Continued)

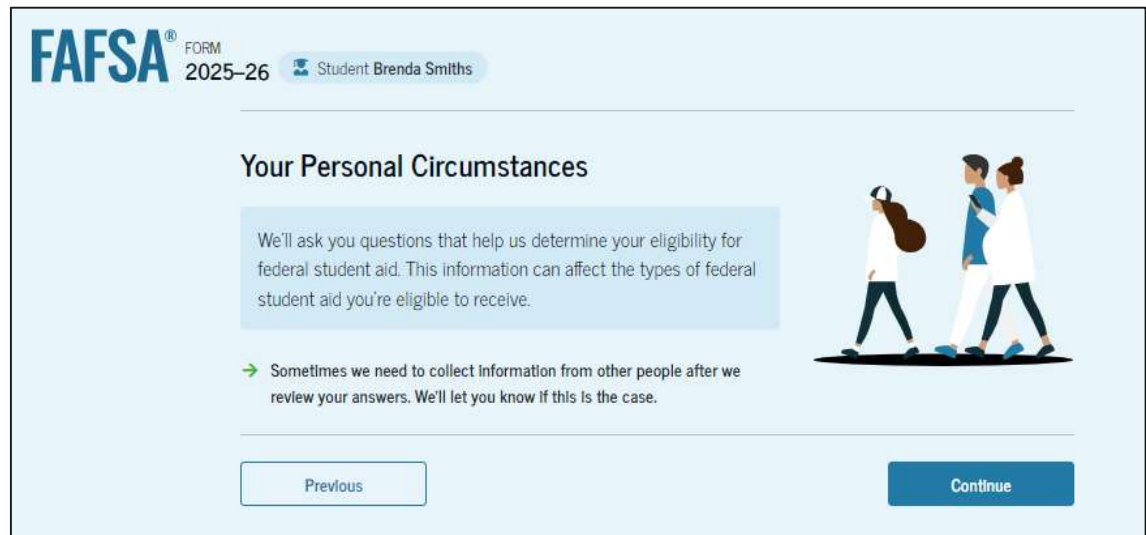
This page displays the results from the IRS import for the student. For this scenario, the student is starting a new FAFSA and there is no federal tax information available from the IRS.



The screenshot shows the FAFSA 2025-26 interface for Student Brenda Smiths. The header includes the FAFSA logo, the form year (2025-26), the student's name, and links for 'Save' and 'FAFSA Menu'. The main content area features an illustration of a laptop with a magnifying glass and a dollar sign, followed by the text 'We're securely importing your information.' Below this is a yellow warning box with an exclamation mark icon, titled 'Data Not Received'. The message states: 'We were unable to retrieve your financial information, so you'll need to enter it yourself in the Finances section. Select "Continue" to proceed.' At the bottom, there are two buttons: 'Previous' and 'Continue'.

Independent Student Personal Circumstances

This is the first page within the "Student Personal Circumstances" section. It provides an overview of the section.



The screenshot shows the FAFSA 2025-26 interface for Student Brenda Smiths. The page title is "Your Personal Circumstances". A text box explains that questions will be asked to determine eligibility for federal student aid. A green arrow points to a note: "Sometimes we need to collect information from other people after we review your answers. We'll let you know if this is the case." At the bottom, there are "Previous" and "Continue" buttons. An illustration of three students walking is on the right.

FAFSA[®] FORM 2025-26 Student Brenda Smiths

Your Personal Circumstances

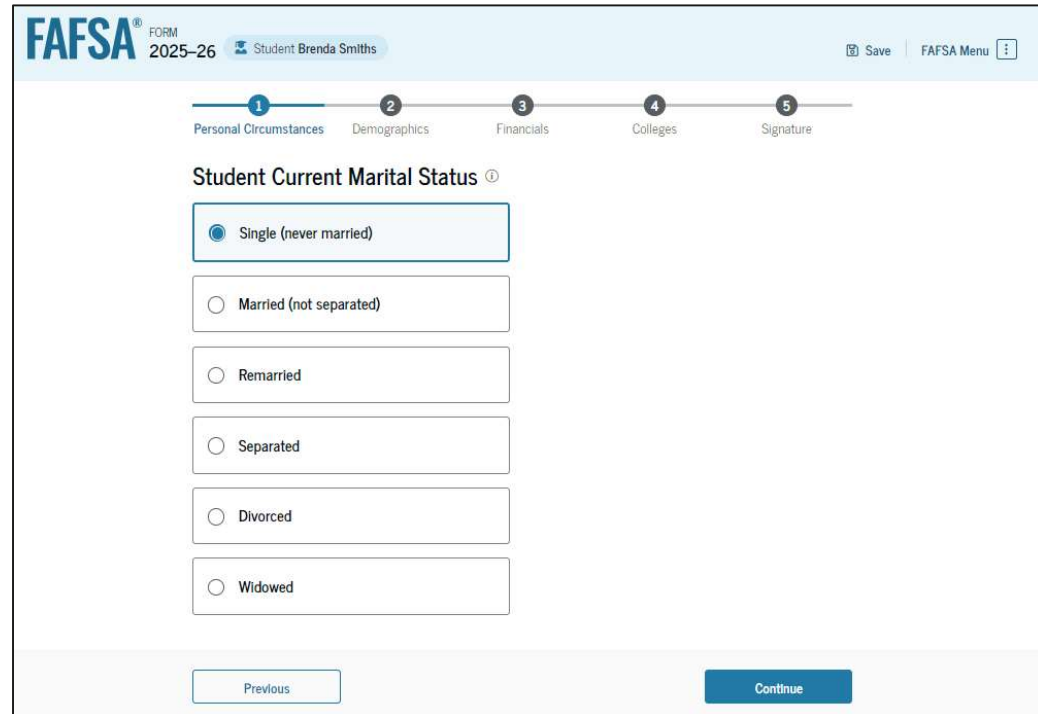
We'll ask you questions that help us determine your eligibility for federal student aid. This information can affect the types of federal student aid you're eligible to receive.

→ Sometimes we need to collect information from other people after we review your answers. We'll let you know if this is the case.

Previous Continue

Independent Student Marital Status

The student is asked about their marital status. The student selects the "Single (Never Married)" option.



FAFSA[®] FORM 2025-26 Student Brenda Smiths Save FAFSA Menu

1 Personal Circumstances 2 Demographics 3 Financials 4 Colleges 5 Signature

Student Current Marital Status ⓘ

☒ Single (never married)

☐ Married (not separated)

☐ Remarried

☐ Separated

☐ Divorced

☐ Widowed

Previous Continue

Independent Student College or Career School Plans

The student is asked about their college grade level for the 2025–26 school year and if they will have their first bachelor's degree. The student selects that they will be a "First Year (freshman)" and that they will not have their first bachelor's degree.

The screenshot shows the FAFSA 2025-26 form for Student Brenda Smiths. The progress bar at the top indicates the following steps: 1. Personal Circumstances (current), 2. Demographics, 3. Financials, 4. Colleges, and 5. Signature. The 'Student College or Career School Plans' section contains two questions:

When the student begins the 2025–26 school year, what will their college grade level be? ⓘ

- ☒ First year (freshman)
- ☐ Second year (sophomore)
- ☐ Other undergraduate (junior and beyond)
- ☐ Master's, doctorate, or graduate certificate program (such as M.A., MBA, M.D., J.D., Ph.D., Ed.D., etc.)

When the student begins the 2025–26 school year, will they already have their first bachelor's degree? ⓘ

- ☐ Yes
- ☒ No

At the bottom of the form, there are 'Previous' and 'Continue' buttons.

Independent Student Personal Circumstances

The student is asked if any of the listed personal circumstances apply to them.

The student selects "None of these apply."

FAFSA[®] FORM 2025-26 Student Brenda Smiths Save FAFSA Menu

1 Personal Circumstances 2 Demographics 3 Financials 4 Colleges 5 Signature

Student Personal Circumstances

Select all that apply:

- ☐ The student is currently serving on active duty in the U.S. armed forces for purposes other than training. ①
- ☐ The student is a veteran of the U.S. armed forces. ①
- ☐ At any time since the student turned 13, they were an orphan (no living biological or adoptive parent). ②
- ☐ At any time since the student turned 13, they were a ward of the court. ①
- ☐ At any time since the student turned 13, they were in foster care. ①
- ☐ The student is or was a legally emancipated minor, as determined by a court in their state of residence. ①
- ☐ The student is or was in a legal guardianship with someone other than their parent or stepparent, as determined by a court in their state of residence. ①
- ☒ None of these apply.

Previous Continue

Independent Student Homelessness

The student is asked if they are unaccompanied and either homeless or at risk of being homeless. The student selects "No."

The screenshot shows the FAFSA 2025-26 form for Student Brenda Smiths. The progress bar indicates the student is on the 'Personal Circumstances' step (1). The question is: 'At any time on or after July 1, 2024, was the student unaccompanied and either (1) homeless or (2) self-supporting and at risk of being homeless?'. The 'No' option is selected.

FAFSA[®] FORM 2025-26 Student Brenda Smiths Save FAFSA Menu

1 Personal Circumstances 2 Demographics 3 Financials 4 Colleges 5 Signature

Student Homelessness

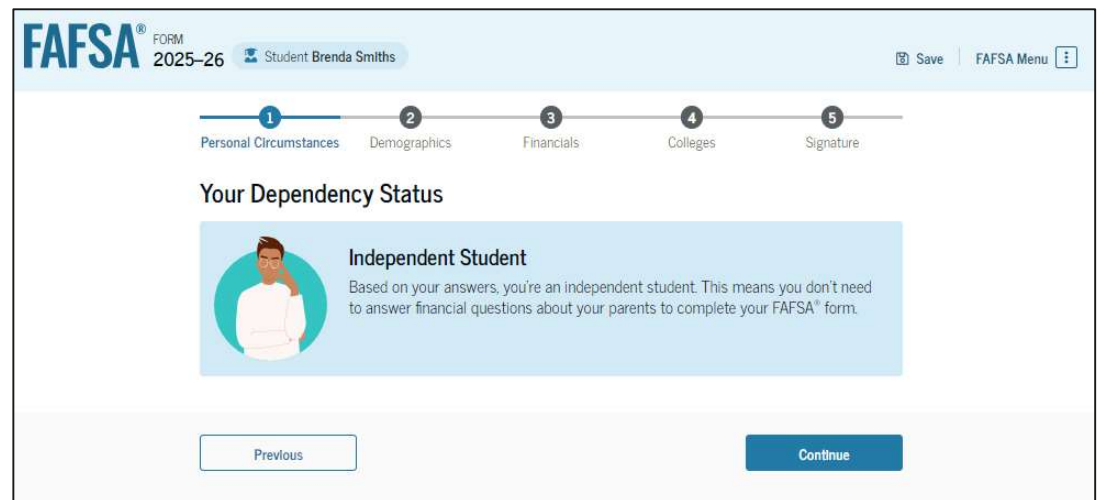
At any time on or after July 1, 2024, was the student unaccompanied and either (1) homeless or (2) self-supporting and at risk of being homeless? ⓘ

☐ Yes ☒ No

Previous Continue

Student Dependency Status: Independent Student


Because the student's date of birth is before Jan. 1, 2002, they are considered an independent student.



FAFSA® FORM 2025-26 Student Brenda Smith Save FAFSA Menu

1 Personal Circumstances 2 Demographics 3 Financials 4 Colleges 5 Signature

Your Dependency Status



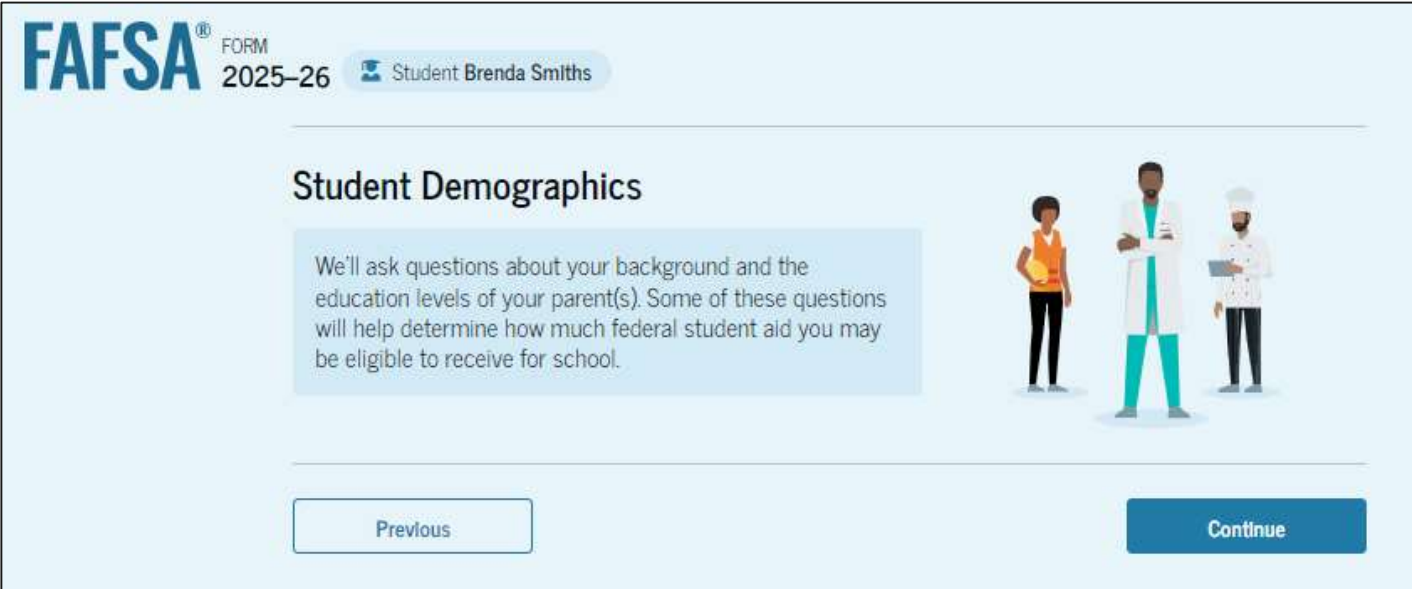
Independent Student

Based on your answers, you're an independent student. This means you don't need to answer financial questions about your parents to complete your FAFSA® form.

Previous Continue

Introduction: Independent Student Demographics

This is the first page within the "Student Demographics" section. It provides an overview of the section.



The screenshot shows the FAFSA 2025-26 interface. At the top left is the FAFSA logo with "FORM 2025-26" and the student's name "Student Brenda Smiths". The main heading is "Student Demographics". Below it, a text box explains that questions about background and parent education levels will determine federal aid eligibility. To the right is an illustration of three diverse professionals. At the bottom are "Previous" and "Continue" buttons.

FAFSA[®] FORM 2025-26 Student Brenda Smiths

Student Demographics

We'll ask questions about your background and the education levels of your parent(s). Some of these questions will help determine how much federal student aid you may be eligible to receive for school.

Previous Continue

Independent Student Demographic Information

The student is asked about their gender identity. The student selects “Prefer not to answer.”

FAFSA[®] FORM 2025-26 Student Brenda Smiths Save FAFSA Menu

1 Personal Circumstances 2 Demographics 3 Financials 4 Colleges 5 Signature

Student Demographic Information

Questions Used for Research Purposes Only and Do Not Affect Federal Student Aid Eligibility

Your answers will not

- affect the student's eligibility for federal student aid,
- be used in any aid calculations, or
- be shared with the schools to which the student applies.

What is the student's gender? ⓘ

☐ Male

☐ Female

☐ Nonbinary

☒ Prefer not to answer

Previous Continue

Independent Student Race and Ethnicity

The student is asked if they are of Hispanic, Latino, or Spanish origin. The student selects checkbox that applies to them.

The screenshot shows the FAFSA 2025-26 form for Student Brenda Smiths. The progress bar indicates the student is on the 'Demographics' step (2). The section is titled 'Student Race and Ethnicity' with a help icon. A green box contains the following text:

Questions Used for Research Purposes Only and Do Not Affect Federal Student Aid Eligibility
Your answers will not

- affect the student's eligibility for federal student aid,
- be used in any aid calculations, or
- be shared with the schools to which the student applies.

Below this, the question is: 'Is the student of Hispanic, Latino, or Spanish origin?' with the instruction 'Select all that apply.' There are six checkboxes with the following options:

- ☒ No, not of Hispanic, Latino, or Spanish origin
- ☐ Yes, Mexican, Mexican American, or Chicano
- ☐ Yes, Puerto Rican
- ☐ Yes, Cuban
- ☐ Yes, another Hispanic, Latino, or Spanish origin
- ☐ Prefer not to answer

Independent Student Race and Ethnicity (Continued)

A continuation of the student race and ethnicity page. The student is asked to identify their race. The student selects the checkboxes that apply to them. After making their selection, a second drop-down appears, and the student selects the checkboxes that apply to them.

The screenshot shows a web form titled "What is the student's race?" with the instruction "Select all that apply:". The form contains several checkboxes for race and ethnicity. The "Asian" checkbox is selected. Below it, a light blue shaded area contains a list of Asian subgroups: Chinese, Filipino, Asian Indian, Vietnamese, Korean, and Japanese, each with an unchecked checkbox. Below this list is a text input field for "Other Asian" with the example text "(for example, Pakistani, Cambodian, Hmong, etc.)—Don't enter commas." Below the shaded area are three more checkboxes: "American Indian or Alaska Native", "Native Hawaiian or Other Pacific Islander", and "Prefer not to answer", all of which are unchecked. At the bottom of the form are two buttons: "Previous" and "Continue".

What is the student's race?
Select all that apply.

☐ White

☐ Black or African American

☒ Asian

☐ Chinese

☐ Filipino

☐ Asian Indian

☐ Vietnamese

☐ Korean

☐ Japanese

Other Asian (for example, Pakistani, Cambodian, Hmong, etc.)—Don't enter commas.

☐ American Indian or Alaska Native

☐ Native Hawaiian or Other Pacific Islander

☐ Prefer not to answer

[Previous](#) [Continue](#)

Independent Student Citizenship Status

The student is asked about their citizenship status. The student selects the "U.S. citizen or national" option.

The screenshot shows the FAFSA 2025-26 interface for Student Brenda Smiths. At the top, the FAFSA logo and form year are displayed. A progress bar indicates the current step is 2, Demographics, with previous steps (1, Personal Circumstances) and subsequent steps (3, Financials; 4, Colleges; 5, Signature) marked. The main heading is "Student Citizenship Status" with a help icon. Three radio button options are listed: "U.S. citizen or national" (selected), "Eligible noncitizen", and "Neither U.S. citizen nor eligible noncitizen". At the bottom, there are "Previous" and "Continue" buttons.

Independent Student's Parent Education Status

The student is asked about their parents' education status. The student selects the "Neither parent attended college" option.

The screenshot displays the FAFSA 2025-26 form for Student Brenda Smiths. The progress bar at the top indicates the following steps: 1. Personal Circumstances (completed), 2. Demographics (current step), 3. Financials, 4. Colleges, and 5. Signature. The 'Parent Education Status' section asks, 'Did either of the student's parents attend or complete college?'. Four radio button options are provided: 'Neither parent attended college' (selected), 'One or both parents attended college, but neither parent completed college', 'One or both parents completed college', and 'Don't know'. At the bottom of the form, there are 'Previous' and 'Continue' buttons.

Independent Student's Parent Killed in Line of Duty

Since the student is under the age of 33, they are asked if their parent was killed in the line of duty. The student selects the "No" option.

The screenshot shows the FAFSA 2025-26 application interface for Student Brenda Smiths. The progress bar at the top indicates the following steps: 1. Personal Circumstances (completed), 2. Demographics (current step), 3. Financials, 4. Colleges, and 5. Signature. The question being asked is: "Was the student's parent or guardian killed in the line of duty while either (1) serving on active duty as a member of the U.S. armed forces on or after the events of 9/11, or (2) performing official duties as a public safety officer? ⓘ". Below the question, there are two radio button options: "Yes" and "No". The "No" option is selected. A note below the options states: "Public safety officers include law enforcement officers, firefighters, and emergency service workers." At the bottom of the form, there are two buttons: "Previous" and "Continue".

Independent High School Completion Status

The student is asked about what their high school completion status will be when they start the 2025–26 school year. The student selects the "High school diploma" option.

FAFSA[®] FORM 2025–26 Student Brenda Smiths Save FAFSA Menu

1 Personal Circumstances 2 Demographics 3 Financials 4 Colleges 5 Signature

Student High School Completion Status

What will the student's high school completion status be at the beginning of the 2025–26 school year? ⓘ

☒ High school diploma

☐ State-recognized high school equivalent (e.g., GED certificate)

☐ Homeschooled

☐ None of the above

Previous Continue

Independent Student High School Information

The student is asked which high school they did or will graduate from. The student enters their high school's state and city. After selecting "Search," they select the correct high school from the search results.

FAFSA[®] FORM 2025-26 Student Brenda Smiths Save FAFSA Menu

1 Personal Circumstances 2 Demographics 3 Financials 4 Colleges 5 Signature

Student High School Information

From what high school did or will the student graduate? ⓘ

State
Alabama (AL)

City
Fultondale

High School Name - optional
d

Mt Olive Academy

Previous Continue

FAFSA[®] FORM 2025-26 Student Brenda Smiths Save FAFSA Menu

1 Personal Circumstances 2 Demographics 3 Financials 4 Colleges 5 Signature

Student High School Information

From what high school did or will the student graduate? ⓘ

State
Alabama (AL)

City
Fultondale

High School Name - optional
Mt Olive Academy

Mt Olive Academy
Fultondale, Alabama (AL)

Search Again

Previous Continue

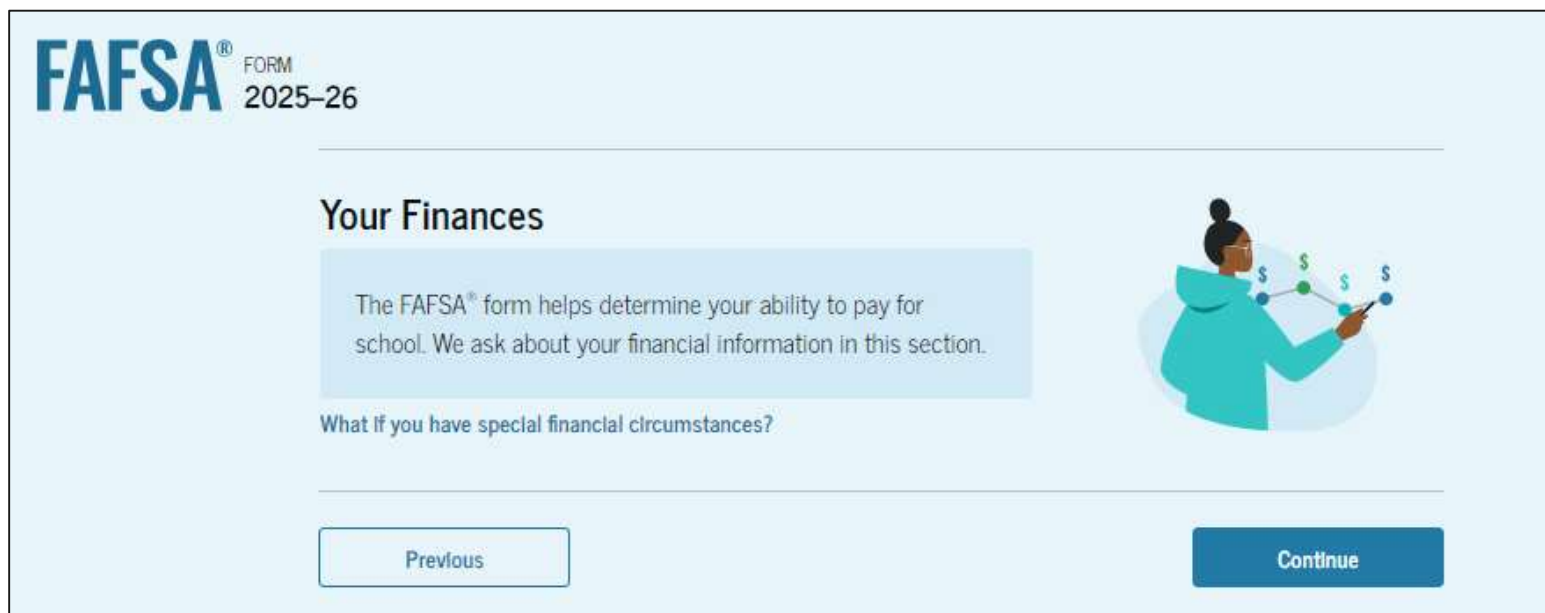
Independent Student Confirms High School

The student has the option to edit the high school information presented on this page by selecting "Edit," which will return them to the high school information page. The student confirms their high school information and selects "Continue" to proceed to the next section.

The screenshot shows the FAFSA 2025-26 interface for Student Brenda Smiths. At the top, a progress bar indicates five steps: 1. Personal Circumstances (completed with a checkmark), 2. Demographics (current step), 3. Financials, 4. Colleges, and 5. Signature. The main heading is "Confirm Your High School" with a subinstruction: "Verify that your high school information below is correct. Once you're ready, select 'Continue' and we'll add it to your FAFSA® form." The form fields are: High School Name (Mt Olive Academy), City (Fultondale), and State (AL). Each field has an "Edit" link with a pencil icon. At the bottom, there are "Previous" and "Continue" buttons.

Introduction: Independent Student Financials

This is the first page within the "Student Financials" section. It provides an overview of the section. The student can select the hyperlink if they want to learn about special financial circumstances.



The screenshot displays the FAFSA 2025-26 interface. At the top left, the logo reads "FAFSA® FORM 2025-26". The main heading is "Your Finances". Below this, a light blue box contains the text: "The FAFSA® form helps determine your ability to pay for school. We ask about your financial information in this section." To the right of this box is an illustration of a person in a teal hoodie interacting with a network of nodes and lines, with dollar signs floating around. Below the light blue box, the text "What if you have special financial circumstances?" is visible. At the bottom, there are two buttons: "Previous" on the left and "Continue" on the right.

Independent Student Federal Benefits

The student is asked if they or anyone in their family has received federal benefits. The student selects “None of these apply.”

FAFSA Form 2025-26 Student Brenda Smiths

Personal Circumstances Demographics **Financials** Colleges Signature

Federal Benefits Received

Responses Don't Affect Federal Student Aid Eligibility
Your answers to these questions will not affect the student's eligibility for federal student aid or these federal benefits.

At any time during 2023 or 2024, did the student or anyone in their family receive benefits from any of the following federal programs?

Select all that apply:

- ☐ Earned Income Credit (EIC)
- ☐ Federal Housing Assistance
- ☐ Free or Reduced Price School Lunch
- ☐ Medicaid
- ☐ Refundable Credit for Coverage Under a Qualified Health Plan (QHP)
- ☐ Supplemental Nutrition Assistance Program (SNAP)
- ☐ Supplemental Security Income (SSI)
- ☐ Temporary Assistance for Needy Families (TANF)
- ☐ Special Supplemental Nutrition Program for Women, Infants, and Children (WIC)
- ☒ None of these apply.

Previous Continue

Independent Student Tax Filing Status

This page asks the student about their tax filing status. The student selects "No" to "Did or will the student file a 2023 IRS Form 1040 or 1040-NR?" Because of this selection, the student is asked if they earned income in a foreign country, were employed by an international organization but not required to report their income on any tax return, or filed a tax return with Puerto Rico or another U.S. territory. The student selects "No."

The screenshot shows the FAFSA 2025-26 interface for Student Brenda Smiths. The progress bar at the top indicates the following steps: Personal Circumstances (completed), Demographics (completed), Financials (current step, marked with a blue circle and checkmark), Colleges (marked with a blue circle), and Signature (marked with a blue circle). The main heading is "Student Tax Filing Status".

Question 1: Did or will the student file a 2023 IRS Form 1040 or 1040-NR? ⓘ

Options: ☐ Yes, ☒ No

Question 2: Did the student earn income in a foreign country in 2023, were they employed by an international organization but not required to report their income on any tax return, or did they file a tax return with Puerto Rico or another U.S. territory? ⓘ

Examples of international organizations include the United Nations, World Bank, and the International Monetary Fund.

Options: ☐ Yes, ☒ No

Navigation buttons: Previous, Continue

Independent Student Number in College

This page asks the student how many people in the family will be in college between July 1, 2025, and June 30, 2026. The student enters a response into the entry field.

The screenshot shows the FAFSA 2025-26 form for Student Brenda Smiths. The progress bar at the top indicates the following steps: Personal Circumstances (completed), Demographics (completed), Financials (current step), Colleges (next), and Signature (last). The 'Financials' section is titled 'Number in College' and asks: 'How many people in the student's family, including the student, will be in college between July 1, 2025, and June 30, 2026?'. The student has entered the number '1' in the response field. At the bottom, there are 'Previous' and 'Continue' buttons.

Introduction: Independent Student Select Colleges



This is the first page in the "Select Colleges" section, which is the final part of the FAFSA® form's student section to require information. It provides an overview of the section.

FAFSA® FORM 2025–26 Student **Brenda Smiths**

Select Colleges and Career Schools

Search for and select colleges and career schools you're considering so they automatically receive an electronic copy of the FAFSA® form.

[Previous](#) [Continue](#)

Independent Student College Search

The student is asked to search for the colleges and/or career schools they would like to receive their FAFSA® information.

The student searches for a school by entering a state, city, and/or school name. After selecting "Search," they select the correct school(s) from the search results. Students can select to send their FAFSA information to a maximum of 20 schools. The student is required to add at least one college or career school.

School Name	Federal School Code	Status
Ventura Adult and Continuing Education Ventura, California (CA)	030847	Selected
Tri-community Adult Education Covina, California (CA)	036503	Selected
West Coast Barber College Oceanside, California (CA)	043076	Selected
Folsom Lake College Folsom, California (CA)	038713	+ Select
California State University Channel Isla Campanillo, California (CA)	039803	+ Select

Independent Student Selected Colleges

The student can view which college(s) and/or career school(s) they have selected. If the student has not selected 20 schools, they have the option to search and select more schools. When the student selects "Continue," they will have completed entering the required student information for their section and can proceed to review and sign their form.

FAFSA FORM 2025-26 Student Brenda Smith Save | FAFSA Menu

Personal Circumstances Demographics Financials **Colleges** Signature

Selected Colleges and Career Schools

These are the colleges and career schools that you've selected to receive the FAFSA® form.
Review this list of schools and confirm your selection(s).

School List Guidelines for Iowa Residents

To be eligible for state grant aid in Iowa, you must list an eligible in-state college. The order of schools in your college list will not impact your eligibility for state aid programs.

4 out of 20 schools selected

Showing 1 to 4 of 4

Art Center College of Design Pasadena, California (CA)	Federal School Code 001116	Remove	View Information
Ventura Adult and Continuing Education Ventura, California (CA)	Federal School Code 030847	Remove	View Information
Tri-community Adult Education Covina, California (CA)	Federal School Code 036503	Remove	View Information
West Coast Barber College Oceanside, California (CA)	Federal School Code 043076	Remove	View Information

Search and Select More Schools

Previous Continue

Independent Student Review Page

The review page displays the responses that the student has provided in the FAFSA® form. The student can view all the responses by selecting "Expand All" or expand each section individually. To edit a response, the student can select the question's hyperlink and they will be taken to the corresponding page.

The screenshot shows the FAFSA 2025-26 review page for Student Brenda Smith. At the top, there's a header with the FAFSA logo, the form year (2025-26), and the student's name. A 'Save' button and a 'FAFSA Menu' link are also visible. Below the header, a section titled 'Continue To Sign Your Form' includes a summary of the information provided and a note to continue once ready to submit. An illustration of a person on a bicycle is shown next to this section. A green checkmark icon indicates that the student has completed the form. Below this, a 'Scroll To Continue' message instructs the student to scroll to the bottom of the page to continue. The 'Student Sections' list is displayed, showing five sections: Introduction, Personal Identifiers, Section 1, Personal Circumstances, Section 2, Demographics, Section 3, Financials, and Section 4, Colleges. Each section has a green checkmark and a circular arrow icon. An 'Expand All' button is located to the right of the sections list. At the bottom, there are 'Previous' and 'Continue' buttons.

Independent Student Signature

On this page, the student reviews the terms and conditions of the FAFSA® form and what they'll agree to if they sign the form.

FAFSA® FORM 2025-26 Student Brenda Smiths Save FAFSA Menu

Personal Circumstances Demographics Financials Colleges **Signature**

Sign and Submit the FAFSA® Form

Summary

This page confirms that you understand the terms and conditions of the FAFSA® form and filled out the form accurately to the best of your ability.

The FAFSA form is a legal document you will electronically sign with your account username and password (FSA ID). Because your FSA ID is associated with your personal information, do not share it with anyone.

By signing this application electronically using your FSA ID, YOU, THE STUDENT, certify that you

- will use federal and/or state student aid only to pay the cost of attending an institution of higher education,
- are not in default on a federal student loan or have made satisfactory arrangements to repay it,
- do not owe money back on a federal student grant or have made satisfactory arrangements to repay it,
- will notify your school if you default on a federal student loan, and
- will not receive a Federal Pell Grant from more than one school for the same period of time.

By signing this application electronically using your account username and password, you certify that all of the information you provided is true and complete to the best of your knowledge and you agree, if asked, to provide

- information that will verify the accuracy of your completed form, and
- U.S. or foreign income tax forms that you filed or are required to file.

Independent Student Signature (Continued)

This is a continuation of the student signature page. After agreeing to the terms and conditions of the FAFSA® form and signing, the student is able to submit their section of the FAFSA form. Since all required sections are complete, the student can both sign and submit the FAFSA form.

By signing this application electronically using your account username and password, you certify that all of the information you provided is true and complete to the best of your knowledge and you agree, if asked, to provide

- information that will verify the accuracy of your completed form, and
- U.S. or foreign income tax forms that you filed or are required to file.

You also certify that you understand that the secretary of education has the authority to verify information reported on your application.

If you sign this application or any document related to the federal student aid programs electronically using a username and password, and/or any other credential, you certify that you are the person identified by the username and password, and/or any other credential and have not disclosed that username and password, and/or any other credential to anyone else. If you purposefully give false or misleading information, including applying as an independent student without meeting the unusual circumstances required to qualify for such a status, you may be subject to criminal penalties under 20 U.S.C. 1097, which may include a fine up to \$20,000, imprisonment, or both.

Additionally, by signing this application electronically using your FSA ID, you authorize the U.S. Department of Education to disclose all information provided on this application, as required under Section 483(a)(2)(D)(i) of the *Higher Education Act of 1965*, as amended, to the institutions you have identified herein, state higher education agencies (in your state of residence and the states in which the institutions identified herein are located), and designated scholarship organizations to assist with the application, award, and administration of federal, state, or institutional financial aid programs and designated scholarship programs. Notwithstanding this authorization, the name of an institution that you select to authorize such disclosure shall not be shared with any other institution.

Sign and Submit Your FAFSA® Form

☒ I, Brenda Smiths, agree to the terms outlined above.

[Previous](#) [Sign and Submit](#)

Independent Student Confirmation Page

The student is presented the confirmation page. This page displays information for the student about their completion date and data release number for their FAFSA[®] form, along with an estimate for their Student Aid Index. The student is informed they may be eligible for a Federal Pell Grant, which may be a result of their negative SAI.

The screenshot shows the FAFSA 2025-26 confirmation page for a student named Brenda Smiths. The page has a light blue background with a banner at the top that says "Congratulations, The FAFSA[®] Form Is Complete!". Below the banner, the student's name "Brenda Smiths" is displayed next to a graduation cap icon. A table provides key information: Completion Date (09/11/2024), Data Release Number (1056), and Estimated Student Aid Index (SAI) (-1500). A disclaimer states that the estimated SAI is subject to change based on final processing of the FAFSA form and is not a measure of aid received or paid. A white box at the bottom highlights that the student may be eligible for a Federal Pell Grant of up to \$7395.00, along with other federal, state, or institutional grants, scholarships, and/or work-study programs. The page includes a "FAFSA Menu" link in the top right corner.

Completion Date	Data Release Number	Estimated Student Aid Index (SAI)
09/11/2024	1056	-1500


The estimated SAI is subject to change based on final processing of your FAFSA form. The SAI is not a measure of how much student aid you'll receive or how much you'll pay for college or career school. Schools use your SAI to determine your federal student aid eligibility.

Based on the eligibility criteria, you may be eligible for a Federal Pell Grant of up to \$7395.00. You may also be eligible for other federal, state, or institutional grants; scholarships; and/or work-study programs.

Independent Student Confirmation Page (Continued)


This is a continuation of the student section complete page. This page displays information for the student about next steps, including checking their email, tracking their FAFSA® form, and receiving communications from their school.

What Happens Next




Check Your Email

You will receive an email version of this confirmation page at the following email address:
brendasmith@test.com.



Track the Status of Your Form

In one to three days, your FAFSA form will be processed and made available to your schools. Check the status of your form by logging in to StudentAid.gov and selecting your FAFSA submission from the "My Activity" section of your account Dashboard.



You Will Receive School Communications

We use the information collected on your FAFSA form to calculate your Student Aid Index (SAI). The SAI lets schools determine the aid you're eligible to receive. Your schools will reach out to you if they need more information. They will also contact you with your financial aid offers. Once received, you can contact their financial aid offices directly to ask questions about their student aid packages.

Start Your Application for Iowa (IA) State-Based Aid

Apply for State Aid

Track and Manage Your FAFSA® Form

You can check the status of your application in the "My Activity" section of your account Dashboard. We'll let you know if we need anything more from you.

View Status

FAFSA Submission Summary

FAFSA Submission Summary Landing Page

The student receives a FAFSA Submission Summary for their processed FAFSA® form and any subsequent corrections that they submit. The FAFSA Submission Summary is broken into four tabs: “Eligibility Overview,” “FAFSA Form Answers,” “School Information,” and “Next Steps.” At the top, the student will see when their form was received and processed. They also have the option to print their FAFSA Submission Summary to keep for their records.

The screenshot shows the FAFSA Submission Summary landing page. At the top left is a '< Back' link. At the top right is a 'Print FAFSA Submission Summary' link with a printer icon. Below these is the FAFSA logo with 'FORM 2025-26' and the title 'FAFSA Submission Summary'. A light blue box contains the following information: Student: Raya Tran (with a person icon); Application Received: Aug. 29, 2024; Application Processed: Aug. 29, 2024; Data Release Number: 4110; and Viewing: Submission 2. At the bottom, there are four tabs: 'Eligibility Overview' (which is underlined in blue), 'FAFSA Form Answers', 'School Information', and 'Next Steps' (which has a red circle icon).

Eligibility Overview

On the "Eligibility Overview" tab, the student sees information about what federal student aid they may be eligible for, such as a Federal Pell Grant and Federal Direct Loans. Any amounts of financial aid that display on this tab are estimates and are not guaranteed. Final determination of the student's financial aid eligibility is provided by their school's financial aid office.

Eligibility Overview FAFSA Form Answers School Information **Next Steps**

Estimated Federal Student Aid

Federal Pell Grant

A **Federal Pell Grant** is awarded to undergraduate students who have financial need and who have not earned a degree or are in a teacher certification program. Federal Pell Grants don't need to be repaid.

Up to **\$7,395**

Federal Direct Loans

A **federal direct loan** is money lent by the government to you that you must repay with interest.

Up to **\$5,500**

Federal Work-Study

Federal Work-Study is a way for students to earn money to pay for school through part-time jobs on or off campus.

You May Be Eligible

Amounts shown here are only estimates of federal student aid based on full-time enrollment and the average cost of attendance. Your school will determine how much student aid to offer you, which may include additional aid from your school or state.

[Learn more about financial aid](#)

Keep in mind, this is only an estimate

Always refer to your school's financial aid offer for a final determination of financial aid available.

View All of Your Federal Student Aid in One Place

View detailed information about your federal loan and grant aid, including your enrollment history, payment history, and subsidized usage.

[Visit My Aid](#)

Find the Right College or Career School

Use the College Scorecard to compare schools by size, location, graduation rate, and more.

[Visit College Scorecard](#)

Eligibility Overview (Continued)

This is a continuation of the "Eligibility Overview" tab of the FAFSA Submission Summary. Final determination of the student's financial aid eligibility is provided by their school's financial aid office. They are also able to view their Student Aid Index.

Your Student Aid Index (SAI)

Your SAI is a number used by your school to determine your federal student aid eligibility and to build your financial aid offer. Your SAI may change due to verification or if you update or correct your FAFSA information.

5462

[What does this mean?](#)

FAFSA Form Answers

On the "FAFSA Form Answers" tab, the student sees the answers that they provided on their FAFSA® form. If any of the provided answers are incorrect, the student can choose make a correction.

The screenshot displays the 'Your FAFSA® Form Answers' section of the FAFSA portal. At the top, there are navigation tabs: 'Eligibility Overview', 'FAFSA Form Answers' (which is selected), 'School Information', and 'Next Steps'. Below the tabs, the title 'Your FAFSA® Form Answers' is followed by a brief instruction: 'Review your responses carefully and make sure all the information you provided is correct. Start a correction to fix any errors and ensure that your form is processed correctly.' A blue button labeled 'Make a Correction' is positioned to the right of this text. Underneath, the 'Student Sections' are listed, with 'Introduction' and 'Personal Identifiers' visible. The 'Personal Identifiers' section is expanded, showing a list of fields with their corresponding answers: First Name (Raya), Middle Name (A), Last Name (Tran), Suffix (empty), Date of Birth (5/5/2003), Social Security Number (.....1234), Individual Taxpayer Identification Number (ITIN) (empty), Mobile Phone Number ((555) 555-5555), and Email (raya.tran@email.com). Each field has a right-pointing arrow next to the answer, indicating it is clickable for editing. An 'Expand All' link with a downward arrow is located at the top right of the sections list.

Field	Answer
First Name	→ Raya
Middle Name	→ A
Last Name	→ Tran
Suffix	→
Date of Birth	→ 5/5/2003
Social Security Number	→1234
Individual Taxpayer Identification Number (ITIN)	→
Mobile Phone Number	→ (555) 555-5555
Email	→ raya.tran@email.com

FAFSA Form Answers (Continued)

This is a continuation of the "FAFSA Form Answers" tab, where the student sees the answers that they provided on their FAFSA® form.

Permanent Mailing Address	→ 123 Sesame Street
City	→ New York
State	→ New York (NY)
Zip Code	→ 54321
Country	→ United States
State of Legal Residence	→ New York (NY)
Legal Residence Date	→ 1/2020

Section 1 Personal Circumstances	⌵
Section 2 Demographics	⌵
Section 3 Financials	⌵
Section 4 Colleges	⌵
Section 5 Signature	⌵

FAFSA Form Answers Contributors

This is a continuation of the "FAFSA Form Answers" tab. If applicable, student sees the answers their contributor(s) provided on their FAFSA® form.

Parent Sections Expand All

Introduction

Personal Identifiers

First Name	→ Alcina
Middle Name	→
Last Name	→ Tran
Suffix	→
Date of Birth	→ 5/5/1973
Social Security Number	→ -----1234
Individual Taxpayer Identification Number (ITIN)	→
Mobile Phone Number	→ (555) 555-5555
Email	→ alcina.tran@email.com

Permanent Mailing Address	→ 123 Sesame Street
City	→ New York
State	→ New York (NY)
Zip Code	→ 54321
Country	→ United States

Section 1

Demographics

Section 2

Financials

Section 3

Signature

School Information

On the "School Information" tab, the student sees information about the college(s) and/or career school(s) that they selected to send their FAFSA® information. The student can compare the graduation rate, retention rate, transfer rate, default rate, median debt upon completion, and average annual cost of their selected schools.

Eligibility Overview

FAFSA Form Answers

School Information

Next Steps

Find an Affordable School

Many schools offer the opportunity to attend college affordably. Learn about the costs and benefits associated with the schools you listed on your form.

Learn More on College Scorecard

Showing results for family income between \$0-\$30,000

School Name	Graduation Rate	Retention Rate	Transfer Rate	Default Rate	Median Debt Upon Completion	Average Annual Cost
Allen School - Brooklyn	77.49%	66.41%	N/A	3.1%	\$9,500	\$22,666
Genesee Community College	30.95%	54.17%	29.86%	5.2%	\$11,622	\$4,060
Suny at Purchase	65.93%	78.57%	22.95%	2.9%	\$21,067	\$14,327

Next Steps

On the "Next Steps" tab, the student sees comments that pertain to their FAFSA® form. Some comments may require the student to make a correction or send additional documentation to their school. Other comments may be informational and do not require any further action from the student.

The screenshot displays the 'Next Steps' tab within the FAFSA application interface. At the top, there is a navigation bar with four tabs: 'Eligibility Overview', 'FAFSA Form Answers', 'School Information', and 'Next Steps' (which is highlighted with a red dot). Below the navigation bar, the 'Next Steps' section is titled with a green icon of three horizontal lines. It contains a list of three items, each with a green checkmark icon to its right:

- 1 Correct any errors on your FAFSA® form
- 2 Make sure your schools have everything they need
- 3 Look out for aid-related communications from your schools

Below this list, there is a section titled 'For Your Awareness' with an information icon (i in a circle). It contains two bullet points:

- VA Education and Training Benefits help veterans, service members, and their family members with needs like paying college tuition or finding the right school.
- The limit to the total amount of Federal Pell Grants that a student may receive is the equivalent of six school years. Based upon information reported to the National Student Loan Data System (NSLDS®) database by the schools you have attended, you have received Federal Pell Grants for the equivalent of between two and one-half and three years.

Below this section, there is another section titled 'Understand Your Tax Benefits' with a tax icon (dollar sign and dollar sign). It contains a paragraph:

Did you know that the IRS provides tax benefits for education? These tax benefits can be used to get back some of the money you spend on tuition or loan interest, or to maximize your college savings.

At the bottom of this section, there is a link: [Learn About Tax Benefits](#).

More Resources

Lastly, along the right side of their FAFSA Submission Summary, the student can access additional resources, including visiting “My Aid” or College Scorecard.

The screenshot displays the 'Estimated Federal Student Aid' section of the FAFSA Submission Summary. At the top, a navigation bar includes 'Eligibility Overview' (selected), 'FAFSA Form Answers', 'School Information', and 'Next Steps'. The main content area is divided into several sections:

- Federal Work-Study:** A section titled 'Federal Work-Study' with a green box indicating 'You May Be Eligible'. It describes it as a way for students to earn money to pay for school through part-time jobs. A note states that amounts shown are estimates based on full-time enrollment and average cost of attendance. A link 'Learn more about financial aid' is provided.
- Keep in mind, this is only an estimate:** A green callout box with a lightbulb icon advising students to always refer to their school's financial aid offer for a final determination.
- Your Student Aid Index (SAI):** A section showing the SAI value as '-1500'. It explains that the SAI is a number used by the school to determine aid eligibility and may change due to verification or updates. A link 'What does this mean?' is included.
- View All of Your Federal Student Aid in One Place:** A section with a 'Visit My Aid' button, promising detailed information about federal loan and grant aid, enrollment history, payment history, and subsidized usage.
- Find the Right College or Career School:** A section with a 'Visit College Scorecard' button, encouraging the use of the College Scorecard to compare schools by size, location, graduation rate, and more. An illustration of a student looking at a phone is at the bottom.

Dependent Student and Direct Unsubsidized Loan

Dependency Status: Dependent Student

If the parents of a dependent student are unwilling to provide their information but the student doesn't have an unusual circumstance, the student can choose to have their school determine their eligibility for a Direct Unsubsidized Loan only.

Note: Selecting "Yes" here makes the student ineligible for other types of federal student aid, such as Federal Pell Grants, Federal Work-Study, or Direct Subsidized Loans.

FAFSA FORM 2025-26 Student Raya Tran Save FAFSA Menu

1 Personal Circumstances 2 Demographics 3 Financials 4 Colleges 5 Signature

Your Dependency Status

Dependent Student
Based on your answers, you're a dependent student. This means you must provide parent information on your FAFSA form. This information helps determine how much federal student aid you're eligible to receive.

Direct Unsubsidized Loan Only

Are the student's parents refusing to provide their information on this FAFSA form? ⓘ

This response must be "No" for the student to be considered for Federal Pell Grant eligibility and most other types of federal student aid.

☒ Yes ☐ No

Previous Continue

Dependent Student Selects Direct Unsubsidized Loan Only

If the student selects "Yes" to have their school determine their eligibility for a Direct Unsubsidized Loan only and then selects "Continue," a pop-up window appears warning the student that they will not be eligible for most federal student aid.

The screenshot shows the FAFSA 2025-26 form for Student Raya Tran. The progress bar indicates the user is on the 'Personal Circumstances' step (1). The 'Your Dependency Status' section is active, with a question about whether the student's school should determine eligibility for a Direct Unsubsidized Loan. The 'Yes' option is selected. A pop-up window is displayed with the following text:

You WILL NOT Be Eligible for Most Federal Student Aid

By changing the answer to "Yes" you'll be considered for a limited amount of Direct Unsubsidized Loans ONLY. Any existing parent information will be removed. Do you want to continue?

The pop-up has two buttons: 'Continue' and 'Return to Form'. Below the pop-up, the 'Yes' radio button is selected, and the 'Continue' button is visible at the bottom right of the form.

Unaccompanied Homeless Youth

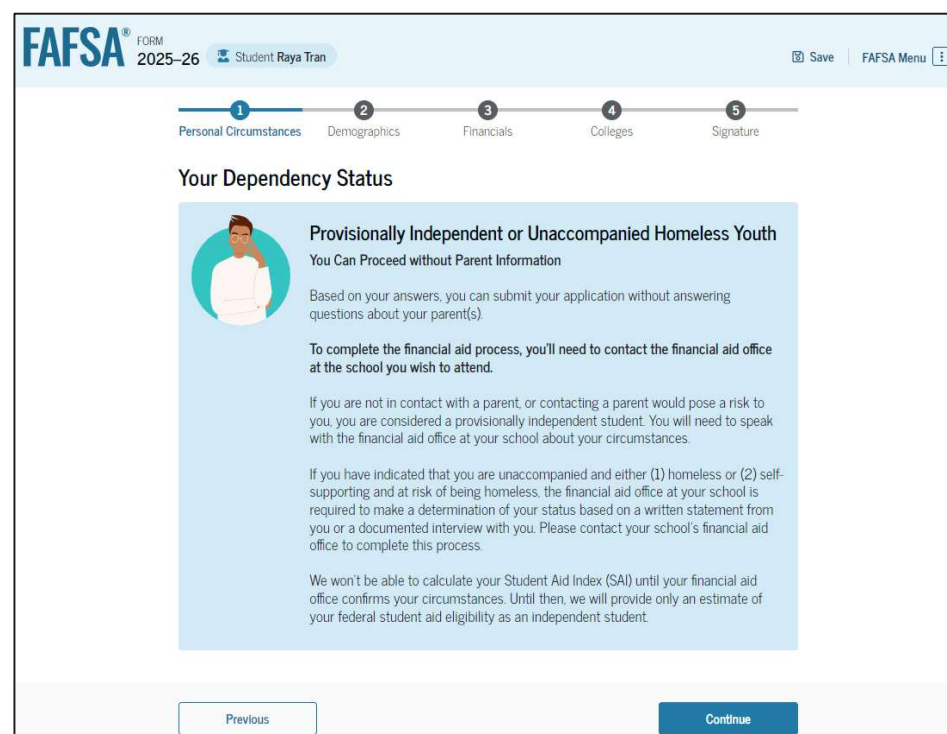
Student Homelessness

The student is asked if they were unaccompanied and either homeless or at risk of being homeless. The student selects "Yes." Next, the student is asked who determined that they are homeless or at risk of being homeless. They select "None of these apply."

The screenshot shows the FAFSA 2025-26 form for Student Raya Tran. The progress bar at the top indicates the following steps: 1. Personal Circumstances (completed), 2. Demographics (current step), 3. Financials, 4. Colleges, and 5. Signature. The 'Student Homelessness' section asks: 'At any time on or after July 1, 2024, was the student unaccompanied and either (1) homeless or (2) self-supporting and at risk of being homeless?'. The 'Yes' radio button is selected. Below this, it asks: 'Did any of the following determine the student was homeless or at risk of becoming homeless?'. The instruction 'Select all that apply.' is shown. Five checkboxes are listed: 'Director or designee of an emergency or transitional shelter, street outreach program, homeless youth drop-in center, or other program serving those experiencing homelessness', 'The student's high school or school district homeless liaison or designee', 'Director or designee of a project supported by a federal TRIO or GEAR UP program grant', 'Financial aid administrator', and 'None of these apply.' The 'None of these apply.' checkbox is selected. At the bottom, there are 'Previous' and 'Continue' buttons.

Impact of Unaccompanied Homeless Youth Status

Based on the answers provided by the student, they are not required to provide parent information on the FAFSA® form. The student is able to sign and submit the FAFSA form, but they will need to contact the financial aid office at their school about their circumstances. The school will be required to make a determination of the student's unaccompanied homeless youth status based on a written statement from the student or a documented interview with the student. Until the student's circumstances are verified, the U.S. Department of Education's office of Federal Student Aid will only provide the student an estimate of their federal student aid eligibility.



FAFSA® FORM 2025-26 Student Raya Tran Save FAFSA Menu

1 Personal Circumstances 2 Demographics 3 Financials 4 Colleges 5 Signature

Your Dependency Status

Provisionally Independent or Unaccompanied Homeless Youth
You Can Proceed without Parent Information

Based on your answers, you can submit your application without answering questions about your parent(s).

To complete the financial aid process, you'll need to contact the financial aid office at the school you wish to attend.

If you are not in contact with a parent, or contacting a parent would pose a risk to you, you are considered a provisionally independent student. You will need to speak with the financial aid office at your school about your circumstances.

If you have indicated that you are unaccompanied and either (1) homeless or (2) self-supporting and at risk of being homeless, the financial aid office at your school is required to make a determination of your status based on a written statement from you or a documented interview with you. Please contact your school's financial aid office to complete this process.

We won't be able to calculate your Student Aid Index (SAI) until your financial aid office confirms your circumstances. Until then, we will provide only an estimate of your federal student aid eligibility as an independent student.

Previous Continue

Provisionally Independent Student

Student Unusual Circumstances

The student is asked if unusual circumstances prevent them from contacting their parent(s). The student selects "Yes."

FAFSA FORM 2025-26 Student Raya Tran Save FAFSA Menu

1 Personal Circumstances 2 Demographics 3 Financials 4 Colleges 5 Signature

Student Unusual Circumstances

This information will help us evaluate the student's ability to pay for school.

Do unusual circumstances prevent the student from contacting their parents or would contacting their parents pose a risk to the student? ⓘ

A student may be experiencing unusual circumstances if they

- left home due to an abusive or threatening environment;
- are abandoned by or estranged from their parents;
- have refugee or asylee status and are separated from their parents, or their parents are displaced in a foreign country;
- are a victim of human trafficking;
- are incarcerated, or their parents are incarcerated and contact with the parents would pose a risk to the student; or
- are otherwise unable to contact or locate their parents.

If the student's circumstances resulted in not having a safe and stable place to live, they may be considered a homeless youth and should review the answer to the previous question about being unaccompanied and homeless.

☒ Yes ☐ No

Previous Continue

Impact of Provisionally Independent Status

Based on the answers provided by the student, they are considered a provisionally independent student and are not required to provide parent information. The student is able to sign and submit their FAFSA® form, but they will need to contact their school to see what supporting documentation they need to submit. A financial aid administrator at the school will review and make a determination regarding a dependency override. Until the student's circumstances are verified, the U.S. Department of Education's office of Federal Student Aid will only provide the student an estimate of their federal student aid eligibility.

FAFSA® FORM 2025-26 Student Raya Tran Save FAFSA Menu

1 Personal Circumstances 2 Demographics 3 Financials 4 Colleges 5 Signature

Your Dependency Status

Provisionally Independent or Unaccompanied Homeless Youth
You Can Proceed without Parent Information

Based on your answers, you can submit your application without answering questions about your parent(s).

To complete the financial aid process, you'll need to contact the financial aid office at the school you wish to attend.

If you are not in contact with a parent, or contacting a parent would pose a risk to you, you are considered a provisionally independent student. You will need to speak with the financial aid office at your school about your circumstances.

If you have indicated that you are unaccompanied and either (1) homeless or (2) self-supporting and at risk of being homeless, the financial aid office at your school is required to make a determination of your status based on a written statement from you or a documented interview with you. Please contact your school's financial aid office to complete this process.

We won't be able to calculate your Student Aid Index (SAI) until your financial aid office confirms your circumstances. Until then, we will provide only an estimate of your federal student aid eligibility as an independent student.

Previous Continue

Student Adds Schools to FAFSA® Form

Add Schools Log In

To access an existing FAFSA® form, the student is required to have an FSA ID (StudentAid.gov account username and password).

An official website of the United States government

Help Center Submit a Complaint English | Español

FederalStudentAid
An OFFICE of the U.S. DEPARTMENT of EDUCATION

FAFSA® Form ▾ Loans and Grants ▾ Loan Repayment ▾ Loan Forgiveness ▾ Log In | Create Account

Log In ↗

Email, Phone, or FSA ID Username

test595011023

Password

..... Show Password

Log In

[Forgot My Username](#) | [Forgot My Password](#)

[Create an Account](#)

[Help Me Log In to My Account](#)

Help Center | Contact Us | Site Feedback

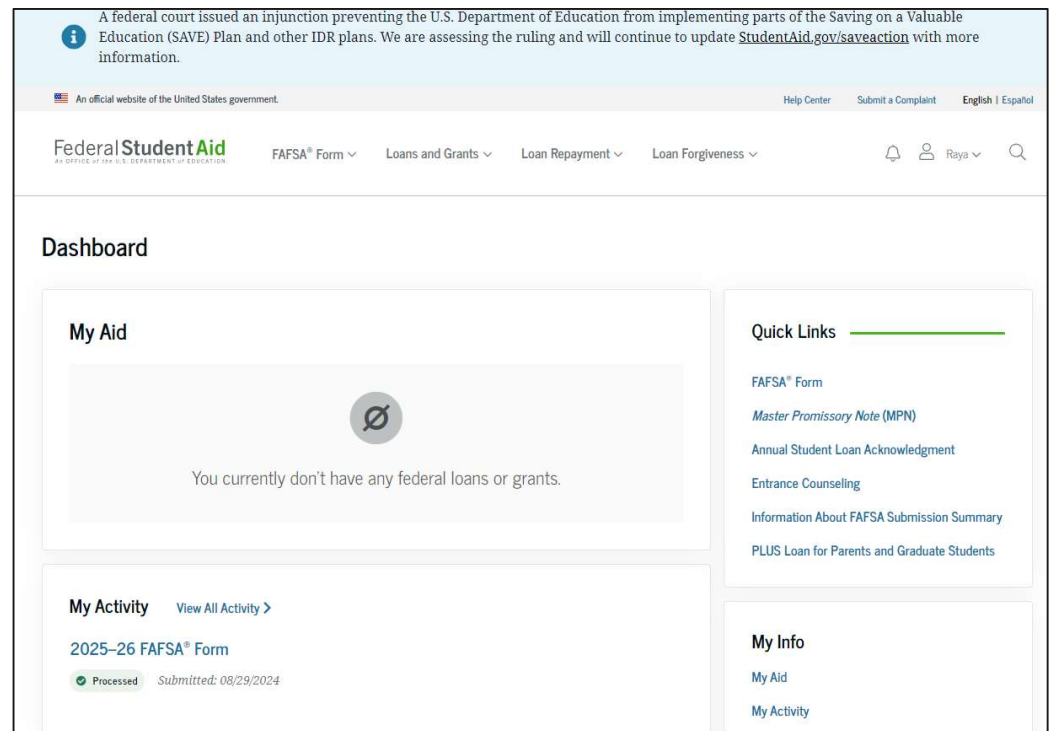
About Us | Announcements | Data Center | Resources | Forms Library

FederalStudentAid
An OFFICE of the U.S. DEPARTMENT of EDUCATION

Twitter Facebook Instagram LinkedIn YouTube Notices | usa.gov | vote.gov | ed.gov | Site Feedback

Add Schools Dashboard

On the account Dashboard, the student can see their most recent 2025–26 FAFSA® activity under the "My Activity" section. In this scenario, the student has a processed 2025–26 FAFSA form. To see further information about this application, the student selects the application and is taken to the "Details" page.



Add Schools Details

On the "Details" page, the student sees information related to their processed FAFSA® form, such as when it was started and processed, their FAFSA Submission Summary, and additional resources. Within the "Actions" menu, the student can select "Add or Remove Schools." Selecting this option will start a voluntary correction to update their selected schools.

The screenshot displays the '2025-26 Free Application for Federal Student Aid (FAFSA®) Form Details' page. At the top, it indicates the form is 'Processed'. Below this, a section titled 'FAFSA® Information' provides details for student 'Raya Tran', including a Data Release Number (DRN) of 4110 and a Submission Number of 01. To the right of this section is an 'Actions' menu with options: 'Add or Remove Schools', 'Make Corrections', and 'View FAFSA Submission Summary'. A 'Status Tracker' on the left shows three steps: 'FAFSA® Form Started' (Aug 29, 2024), 'FAFSA® Form Submitted' (Aug 29, 2024), and 'FAFSA® Form Processed' (Aug 29, 2024). To the right of the tracker, it shows 'Started on Aug 29, 2024' and 'Processed on Aug 29, 2024'. Below the tracker, a congratulatory message states the form has been processed successfully and recommends downloading a copy. A large green box at the bottom left says 'Your FAFSA Submission Summary is ready!' and includes a button to 'View FAFSA Submission Summary'. On the right, a 'More Resources' section lists links for 'Understand Financial Aid', 'FAFSA Landing Page', 'Information on Federal Pell Grant Program', 'Information on Federal Work-Study (FWS) Program', and 'How Aid Is Calculated'.

Add Schools Details (Continued)

Farther down the "Details" page, the student sees their invited contributor(s), selected school(s) and FAFSA® submission history. In this scenario, the student selects "Add or Remove Schools" within the "Actions" menu to update their selected schools.

Next Steps

Apply for Scholarships and Grants

Scholarships and grants are gifts that don't need to be repaid. There are thousands of them offered by schools, employers, individuals, private companies, nonprofits, communities, religious groups, and professional and social organizations.

[Information on Scholarships and Grants](#)

Selected Colleges

These are the colleges and career schools you have identified to receive your FAFSA form.

1 of 20 Schools Selected

School Name	Address
Parker University	Dallas, TX

1 to 1 of 1

FAFSA® Submission History


Information about your most recent 2025–26 FAFSA form submission, including any corrections you've made, is displayed first.

Date Submitted	Submitted By	Submission Type	Submission Number	Actions
Aug 29, 2024	Raya Tran	Initial	01	...

Showing 1 of 1

Add Schools Onboarding

When the student starts a 2025–26 FAFSA® correction, they are taken through the FAFSA correction onboarding process. A correction should only be submitted if critical information was missing, incorrect information was provided, the student needs to update their selected school(s), and/or a correction was requested by a financial aid administrator. The student selects "Add or Remove Schools" to begin their correction.



The image shows a screenshot of the FAFSA 2025-26 correction onboarding screen. At the top left is the FAFSA logo with "FORM 2025-26" next to it. A blue banner across the top reads "Correct Your FAFSA® Form Before You Start". Below this, a light blue box contains the text: "If you made a mistake reporting information on the FAFSA form, you'll need to make a correction. Be ready with your personal information and any documents you may need." Below this box are three green arrows pointing right, each followed by a step: 1. "Only update fields that are incorrect." 2. "Based on the corrections you make, your eligibility for federal student aid and/or the estimated aid amounts may change." 3. "After you submit your correction, your school may reach out to you for more information." At the bottom left is a "Cancel" button, and at the bottom right is a blue "Add or Remove Schools" button.

Add Schools Selected Colleges and Career Schools

The student can view which college(s), career school(s), or trade school(s) they selected in their processed application. If the student has not selected 20 schools, they have the option to search and select more schools, and, in some states, they have the option to reorder the list of selected schools. In this scenario, the student wants to remove their selected school and add new ones. The student selects "Remove" for the listed school.

The screenshot shows the FAFSA 2025-26 application interface for Student Raya Tran. The progress bar indicates the 'Colleges' step (4) is active, with previous steps (1-3) completed and the next step (5) pending. The main heading is 'Selected Colleges and Career Schools'. Below this, a message states: 'These are the colleges and career schools that you've selected to receive the FAFSA® form. Review this list of schools and confirm your selection(s).' A green box contains 'School List Guidelines for Georgia Residents' with text about state grant aid eligibility. A status bar shows '1 out of 20 schools selected'. Below, a table lists the selected schools:

School Name	Federal School Code	Actions
Parker University Dallas, Texas (TX)	016293	Remove View Information

At the bottom, there is a search bar labeled 'Search and Select More Schools' and two buttons: 'Previous' and 'Continue'.

Add Schools Selected Colleges and Career Schools (Continued)

FederalStudentAid
An OFFICE of the U.S. DEPARTMENT of EDUCATION

After removing the school, the student selects "Search and Select More Schools" and is taken to the college search page.

The screenshot shows the FAFSA 2025-26 interface for Student Raya Tran. The progress bar at the top indicates the following steps: Personal Circumstances (1, checked), Demographics (2, checked), Financials (3, not checked), Colleges (4, not checked), and Signature (5, not checked). The main heading is "Selected Colleges and Career Schools". Below this, it states: "These are the colleges and career schools that you've selected to receive the FAFSA® form." and "Review this list of schools and confirm your selection(s).". A green box contains "School List Guidelines for Georgia Residents" with the text: "To be eligible for state grant aid in Georgia, you must list an eligible in-state college. The order of schools in your college list will not impact your eligibility for state aid programs." Below the guidelines, it says "0 out of 20 schools selected". At the bottom, it shows "Showing 0 to 0 of 0" and a link "Search and Select More Schools". Navigation buttons "Previous" and "Continue" are at the bottom.

Add Schools College Search

The student is asked to search for the colleges, career schools, or trade schools they would like to receive their FAFSA® information. The student searches for a school by entering a state and a city and/or school name.

FAFSA® FORM 2024-25 Student TestKK Allen Save FAFSA Menu

Personal Circumstances Demographics Financials **Colleges** Signature

Where should we send the FAFSA® information?
Search and select colleges and career schools.

If you can't find your school when searching by School Name or State, try searching by School Code.

You can add up to 20 colleges and career schools to the FAFSA® form.

0 out of 20 schools selected View Selected Schools

Search by School Name Search by School Code

State
Texas (TX) x

City - optional

School Name - optional

Search

Previous Continue

Add Schools College Search (Continued)

After entering a school's state and city and/or school name and selecting "Search," the student selects the correct school(s) from the search results. Students can send their FAFSA® information to a maximum of 20 schools.

Search Results 1 to 10 of 347

SORT BY: MOST RELEVANT A-Z

Miller-motte College - Stvt-Brownsville Brownsville, Texas (TX)	Federal School Code E01300	<input checked="" type="checkbox"/> Selected
South University - Austin Round Rock, Texas (TX)	Federal School Code E02135	<input checked="" type="checkbox"/> Selected
Florida Career College - Houston Houston, Texas (TX)	Federal School Code E40436	<input checked="" type="checkbox"/> Selected
Miller-motte College - Edge Tech Academy Arlington, Texas (TX)	Federal School Code E40505	<input type="checkbox"/> + Select
American Intercontinental Univ - Houston Houston, Texas (TX)	Federal School Code E01051	<input type="checkbox"/> + Select
Miller-motte College - Stvt - Corpus Chr Corpus Christi, Texas (TX)	Federal School Code E01653	<input type="checkbox"/> + Select
Southern Careers Institute - Waco Waco, Texas (TX)	Federal School Code E40485	<input type="checkbox"/> + Select
Miller-motte College - Stvt - Mcallen Mcallen, Texas (TX)	Federal School Code	<input type="checkbox"/> + Select

☒ 3 out of 20 schools have been selected

Add Schools Selected Colleges

The student can view which new college(s), career school(s), and/or trade school(s) they have selected. When they select "Continue," they will have completed updating the "Select Colleges and Career Schools" section and can proceed to the review changes page.

The screenshot shows the FAFSA 2025-26 interface for Student Raya Tran. The progress bar indicates the 'Colleges' step is active. The section is titled 'Selected Colleges and Career Schools' and explains that these are the schools the student has selected to receive the FAFSA form. It includes a link to review the list and confirm selections. A green box contains 'School List Guidelines for Georgia Residents', stating that to be eligible for state grant aid in Georgia, the student must list an eligible in-state college. A status bar shows '3 out of 20 schools selected'. Below, a list of three schools is displayed, each with its name, location, federal school code, and options to remove or view information.

School Name	Location	Federal School Code	Remove	View Information
Miller-motte College - Stvt-Brownsville	Brownsville, Texas (TX)	E01300	Remove	View Information
South University - Austin	Round Rock, Texas (TX)	E02135	Remove	View Information
Florida Career College - Houston	Houston, Texas (TX)	E40436	Remove	View Information

At the bottom, there is a search bar labeled 'Search and Select More Schools' and two buttons: 'Previous' and 'Continue'.

Add Schools Review Changes Page

The review page displays the school(s) that the student has added and/or removed. If the student needs to make additional updates to the rest of their form, they can select "Make More Changes." The student is ready to submit their correction and selects "Continue."

FAFSA[®] FORM 2025-26 Student Raya Tran Save FAFSA Menu

You're Almost Done!

Select "Continue" to sign and complete the correction.

Student Section Collapse All

Section 4 Colleges

School Name	Your Changes
Miller-Motte College - Stvt. Brownsville	✓ Added to form
South University - Austin	✓ Added to form
Florida Career College - Houston	✓ Added to form
Parker University	✗ Removed from form

Make More Changes Continue

Sign and Submit Changes to the FAFSA Form

On this page, the student reviews the terms and conditions of the FAFSA® form and what they'll agree to if they sign the form.

FAFSA® FORM 2025-26 Student **Raya Tran** Save | FAFSA Menu

Personal Circumstances Demographics Financials Colleges **Signature**

Sign and Submit the FAFSA® Form ⓘ

Summary

This page confirms that you understand the terms and conditions of the FAFSA® form and filled out the form accurately to the best of your ability.

The FAFSA form is a legal document you will electronically sign with your account username and password (FSA ID). Because your FSA ID is associated with your personal information, do not share it with anyone.

By signing this application electronically using your FSA ID, YOU, THE STUDENT, certify that you

- will use federal and/or state student aid only to pay the cost of attending an institution of higher education,
- are not in default on a federal student loan or have made satisfactory arrangements to repay it,
- do not owe money back on a federal student grant or have made satisfactory arrangements to repay it,
- will notify your school if you default on a federal student loan, and
- will not receive a Federal Pell Grant from more than one school for the same period of time.

By signing this application electronically using your account username and password, you certify that all of the information you provided is true and complete to the best of your knowledge and you agree, if asked, to provide

- information that will verify the accuracy of your completed form, and
- U.S. or foreign income tax forms that you filed or are required to file.

Sign and Submit Changes to the FAFSA Form (Continued)

This is a continuation of the student signature page. After agreeing to the terms and conditions of the FAFSA® form and signing, the student is able to resubmit their section of the FAFSA form.

By signing this application electronically using your account username and password, you certify that all of the information you provided is true and complete to the best of your knowledge and you agree, if asked, to provide

- information that will verify the accuracy of your completed form, and
- U.S. or foreign income tax forms that you filed or are required to file.

You also certify that you understand that the secretary of education has the authority to verify information reported on your application.

If you sign this application or any document related to the federal student aid programs electronically using a username and password, and/or any other credential, you certify that you are the person identified by the username and password, and/or any other credential and have not disclosed that username and password, and/or any other credential to anyone else. If you purposefully give false or misleading information, including applying as an independent student without meeting the unusual circumstances required to qualify for such a status, you may be subject to criminal penalties under 20 U.S.C. 1097, which may include a fine up to \$20,000, imprisonment, or both.

Additionally, by signing this application electronically using your FSA ID, you authorize the U.S. Department of Education to disclose all information provided on this application, as required under Section 483(a)(2)(D)(i) of the *Higher Education Act of 1965*, as amended, to the institutions you have identified herein, state higher education agencies (in your state of residence and the states in which the institutions identified herein are located), and designated scholarship organizations to assist with the application, award, and administration of federal, state, or institutional financial aid programs and designated scholarship programs. Notwithstanding this authorization, the name of an institution that you select to authorize such disclosure shall not be shared with any other institution.

Sign and Submit Your FAFSA® Form

☒ I, Raya Tran, agree to the terms outlined above.

[Previous](#)

[Sign and Submit](#)

Add Schools Confirmation

After the student has submitted their correction, they are presented the confirmation page. This page displays information for the student about next steps, including tracking their FAFSA® correction.

FAFSA® FORM 2025-26 Student Raya Tran

Congratulations, The FAFSA® Form Is Complete!

Raya Tran

Completion Date	Data Release Number	Estimated Student Aid Index (SAI)
08/29/2024	4110	0

The estimated SAI is subject to change based on final processing of your FAFSA form. The SAI is not a measure of how much student aid you'll receive or how much you'll pay for college or career school. Schools use your SAI to determine your federal student aid eligibility.

Based on the eligibility criteria, you may be eligible for a Federal Pell Grant of up to \$7395.00. You may also be eligible for other federal, state, or institutional grants, scholarships, and/or work-study programs.

What Happens Next

- Check Your Email**
You will receive an email version of this confirmation page at the following email address: 599687935test@testcod.edu.
- Track the Status of Your Form**
In one to three days, your FAFSA form will be processed and made available to your schools. Check the status of your form by logging in to StudentAid.gov and selecting your FAFSA submission from the "My Activity" section of your account Dashboard.
- You Will Receive School Communications**
We use the information collected on your FAFSA form to calculate your Student Aid Index (SAI). The SAI lets schools determine the aid you're eligible to receive. Your schools will reach out to you if they need more information. They will also contact you with your financial aid offers. Once received, you can contact their financial aid offices directly to ask questions about their student aid packages.

Track and Manage Your FAFSA® Form
You can check the status of your application in the "My Activity" section of your account Dashboard. We'll let you know if we need anything more from you.

[View Status](#)

Student Submits a FAFSA® Correction to Homeless Determination

Homeless Determination Correction Log In

To access an existing FAFSA® form, the student is required to log in using their FSA ID (StudentAid.gov account username and password).

An official website of the United States government

Help Center Submit a Complaint English | Español

FederalStudentAid
An OFFICE of the U.S. DEPARTMENT of EDUCATION

FAFSA® Form ▾ Loans and Grants ▾ Loan Repayment ▾ Loan Forgiveness ▾ Log In | Create Account

Log In ↗

Email, Phone, or FSA ID Username

test595011023

Password

***** Show Password

Log In

Forgot My Username | Forgot My Password

Create an Account

Help Me Log In to My Account

Help Center | Contact Us | Site Feedback

About Us Announcements Data Center Resources Forms Library

FederalStudentAid
An OFFICE of the U.S. DEPARTMENT of EDUCATION

Twitter Facebook Instagram LinkedIn YouTube Notices | usa.gov | vote.gov | ed.gov | Site Feedback

Homeless Determination Correction Dashboard

On the account Dashboard, the student can see their most recent 2025–26 FAFSA® activity under the "My Activity" section. In this scenario, the student has a processed 2025–26 FAFSA form. To see further information about this application, the student selects the application and is taken to the "Details" page.

The screenshot shows the Federal Student Aid account Dashboard. At the top, there is a blue banner with an information icon and text: "A federal court issued an injunction preventing the U.S. Department of Education from implementing parts of the Saving on a Valuable Education (SAVE) Plan and other IDR plans. We are assessing the ruling and will continue to update [StudentAid.gov/saveaction](https://studentaid.gov/saveaction) with more information." Below this is a navigation bar with the Federal Student Aid logo, links to "FAFSA® Form", "Loans and Grants", "Loan Repayment", and "Loan Forgiveness", and a user profile icon labeled "Raya". The main content area is titled "Dashboard" and contains three sections: "My Aid" with a large empty box and the text "You currently don't have any federal loans or grants.", "My Activity" with a link to "View All Activity" and a list of applications, and "My Info" with links to "My Aid" and "My Activity". A "Quick Links" sidebar on the right lists: "FAFSA® Form", "Master Promissory Note (MPN)", "Annual Student Loan Acknowledgment", "Entrance Counseling", "Information About FAFSA Submission Summary", and "PLUS Loan for Parents and Graduate Students". In the "My Activity" section, the first entry is "2025–26 FAFSA® Form" with a green "Processed" status and a submission date of "Submitted: 08/29/2024".

Homeless Determination Correction Details

On the "Details" page, the student sees information related to their processed FAFSA® form, such as when it was started and processed, their FAFSA Submission Summary, and additional resources. Within the "Actions" menu, the student can select "Make Corrections" to start a voluntary correction.

The screenshot displays the '2025-26 Free Application for Federal Student Aid (FAFSA®) Form Details' page. At the top, it indicates the form is 'Processed'. The 'FAFSA® Information' section shows the student's name as 'Raya Tran', the Data Release Number (DRN) as '9661', and the Submission Number as '01'. A 'Status Tracker' on the left shows three steps: 'FAFSA® Form Started' (Aug 29, 2024), 'FAFSA® Form Submitted' (Aug 29, 2024), and 'FAFSA® Form Processed' (Aug 29, 2024). To the right, an 'Actions' menu includes options like 'Add or Remove Schools', 'Edit Contributor Information', 'Make Corrections', and 'View FAFSA Submission Summary'. Below the status tracker, a congratulatory message states the form has been processed successfully and recommends downloading the submission summary. A 'More Resources' section on the right provides links to 'Understand Financial Aid', 'FAFSA Landing Page', 'Information on Federal Pell Grant Program', 'Information on Federal Work-Study (FWS) Program', and 'How Aid Is Calculated'.

Homeless Determination Correction Onboarding

When the student starts a 2025–26 FAFSA® correction, they are taken through the FAFSA correction onboarding process. A correction should only be submitted if critical information was missing, incorrect information was provided, the student needs to update their selected school(s), and/or a correction was requested by a financial aid administrator.

FAFSA® FORM 2025–26

Correct Your FAFSA® Form Before You Start

If you made a mistake reporting information on the FAFSA form, you'll need to make a correction. Be ready with your personal information and any documents you may need.

- Only update fields that are incorrect.
- Based on the corrections you make, your eligibility for federal student aid and/or the estimated aid amounts may change.
- After you submit your correction, your school may reach out to you for more information.

Homeless Determination Correction Select Correction Type


A student can choose to update their selected schools, answers to questions on their FAFSA® form, and/or contributor contact information (if a contributor was invited to their form). In this scenario, the student selects "Update Answers to Questions on Your FAFSA® Form."


The screenshot shows the FAFSA 2025-26 'Correct Your FAFSA Form' page. The page has a light blue header with the FAFSA logo and 'FORM 2025-26' on the left, and 'Save' and 'FAFSA Menu' on the right. The main heading is 'Correct Your FAFSA® Form'. Below this is the question 'Ready to make updates?'. There are three white boxes with rounded corners, each containing an icon, a title, a description, and a 'Select >' button. The first box has a graduation cap icon and is titled 'Add or Remove School(s)'. The second box has a list icon and is titled 'Update Answers to Questions on Your FAFSA® Form'. The third box has a person icon and is titled 'Update Information for Your Contributor(s)'.


FAFSA® FORM 2025-26 Save | FAFSA Menu

Correct Your FAFSA® Form

Ready to make updates?

**Add or Remove School(s)**
Add up to 20 schools. Each school listed on your FAFSA form will receive a copy of your FAFSA information. [Select >](#)

**Update Answers to Questions on Your FAFSA® Form**
Revise your answers to fix errors or incorrect information on your FAFSA form. [Select >](#)

**Update Information for Your Contributor(s)**
Re-invite contributors or update their contact information. [Select >](#)

Homeless Determination Correction Select Correction Type (Continued)

When the student selects to update their answers to questions on their FAFSA® form, a message displays explaining when a correction should and shouldn't be submitted. In this scenario, the student's school instructed them to update their response to the homeless determination question. The student selects "Continue."

The screenshot shows the FAFSA 2025-26 'Correct Your Form' interface. A modal window titled 'Making Changes May Impact Your Aid Eligibility' is displayed in the center. The modal contains the following text:

Making Changes May Impact Your Aid Eligibility

You shouldn't change answers in your form, especially those about your financial information and marital status, unless your answers were incorrect on the day you submitted the FAFSA® form.

Correct your form if

- you made a mistake in what you reported on the FAFSA form,
- your school instructed you to make a change,
- you've experienced a major life change that impacts your dependency status (contact your school for guidance), or
- you need to add or remove a school to your FAFSA form.

Don't correct your form if

- you noticed minor errors or misspellings that don't impact your dependency status or reported income, or
- the amount of your assets has changed.

At the bottom of the modal are two buttons: 'Cancel' and 'Continue'.

The background of the screenshot shows the 'Correct Your Form' page with the FAFSA logo and the text 'Ready to make updates?'. There are three main sections visible: 'Add a school', 'Update your dependency status', and 'Update your income'. Each section has a 'Select' button.

Homeless Determination Correction Section Summary

The "Section Summary" page displays all the sections belonging to the logged-in user, which in this case is the student. The student selects to enter "Section 1: Personal Circumstances" where the homeless determination question was answered. This takes the student to the first question within the "Student Personal Circumstances" section.

FAFSA[®] FORM 2025-26 Student Raya Tran Save FAFSA Menu

< Back

Section Summary

What would you like to edit? Select "Enter Section" to begin.

Student Sections

Introduction
Personal Identifiers
Student name, mailing address, date of birth, email, Social Security number, etc.

Enter Section >

Section 1
Personal Circumstances
Marital status, unusual circumstances, and plans for college.

Enter Section >

Section 2
Demographics
Gender, race and ethnicity, citizenship, legal residence, high school, and parents' education.

Enter Section >

Section 3
Financials
Investments, real estate, or other assets.

Enter Section >

Section 4
Colleges
Schools you've added that will receive your FAFSA[®] information.

Enter Section >

You have the option to manually provide information for your contributor, but it's recommended that the parent completes their own section. Select "Provide Contributor Information" to proceed.

Provide Contributor Information

Homeless Determination Correction Marital Status

The Student Marital Status page is the first question within the "Student Personal Circumstances" section. The student is asked about their current marital status. They maintain their response of "Single (never married)."

The screenshot shows the FAFSA 2025-26 interface for Student Raya Tran. The progress bar at the top indicates the following steps: 1. Personal Circumstances (active), 2. Demographics, 3. Financials, 4. Colleges, and 5. Signature. The main heading is "Student Marital Status on the Date the FAFSA® Form Was First Submitted". Below this, there are six radio button options: "Single (never married)" (selected), "Married (not separated)", "Remarried", "Separated", "Divorced", and "Widowed". At the bottom, there are "Previous" and "Continue" buttons.

Homeless Determination Correction College or Career School Plans

The student is asked about their college grade level for the 2025–26 school year and if they will have their first bachelor's degree. The student maintains their response of being a "First year (freshman)" and not having their first bachelor's degree.

The screenshot shows the FAFSA 2025-26 interface for Student Raya Tran. The progress bar at the top indicates the following steps: 1. Personal Circumstances, 2. Demographics (checked), 3. Financials, 4. Colleges, and 5. Signature. The current section is titled "Student College or Career School Plans".

The first question is: "When the student begins the 2025–26 school year, what will their college grade level be? ⓘ". The options are:

- ☒ First year (freshman)
- ☐ Second year (sophomore)
- ☐ Other undergraduate (junior and beyond)
- ☐ Master's or doctorate program (such as, M.A., MBA, M.D., J.D., Ph.D., Ed.D., etc.)

The second question is: "When the student begins the 2025–26 school year, will they already have their first bachelor's degree? ⓘ". The options are:

- ☐ Yes
- ☒ No

At the bottom of the form, there are two buttons: "Previous" and "Continue".

Homeless Determination Correction Personal Circumstances

The student is asked if any of the listed personal circumstances apply to them. The student maintains their response "None of these apply."

The screenshot shows the FAFSA 2025-26 form for Student Raya Tran. The progress bar at the top indicates the following steps: 1. Personal Circumstances (current), 2. Demographics, 3. Financials, 4. Colleges, and 5. Signature. The 'Student Personal Circumstances' section is titled 'Select all that apply.' and contains eight checkboxes, each with a help icon (i) to its right:

- ☐ The student is currently serving on active duty in the U.S. armed forces for purposes other than training.
- ☐ The student is a veteran of the U.S. armed forces.
- ☐ The student has children or other people (excluding their spouse) who live with them and receive more than half of their support from the student now and between July 1, 2025, and June 30, 2026.
- ☐ At any time since the student turned 13, they were an orphan (no living biological or adoptive parent).
- ☐ At any time since the student turned 13, they were a ward of the court.
- ☐ At any time since the student turned 13, they were in foster care.
- ☐ The student is or was a legally emancipated minor, as determined by a court in their state of residence.
- ☐ The student is or was in a legal guardianship with someone other than their parent or stepparent, as determined by a court in their state of residence.

The final option, ☒ None of these apply., is selected. At the bottom of the form, there are 'Previous' and 'Continue' buttons.

Homeless Determination Correction Other Circumstances

The student is asked if they were homeless or at risk of being homeless. The student updates their response to "Yes." After selecting this response, the student is asked who made the homelessness determination. They select "Financial aid administrator."

The screenshot shows the FAFSA 2025-26 interface for Student Raya Tran. The progress bar at the top indicates that the 'Personal Circumstances' section is currently being edited, while 'Demographics', 'Financials', 'Colleges', and 'Signature' are completed. The 'Student Homelessness' section contains the following questions and options:

- Question: "At any time on or after July 1, 2024, was the student unaccompanied and either (1) homeless or (2) self-supporting and at risk of being homeless?"
Options: ☒ Yes, ☐ No
- Question: "Did any of the following determine the student was homeless or at risk of becoming homeless?"
Instruction: "Select all that apply."
Options:
 - ☐ Director or designee of an emergency or transitional shelter, street outreach program, homeless youth drop-in center, or other program serving those experiencing homelessness
 - ☐ The student's high school or school district homeless liaison or designee
 - ☐ Director or designee of a project supported by a federal TRIO or GEAR UP program grant
 - ☒ Financial aid administrator
 - ☐ None of these apply.

At the bottom of the form, there are three buttons: "Previous", "Skip to end of form", and "Continue".

Homeless Determination Correction Other Circumstances (Continued)

When the student selects "Continue," a message displays informing the student that their dependency status has changed. They select "Continue."

The screenshot shows the FAFSA 2025-26 interface for Student Raya Tran. The progress bar indicates the user is on the 'Personal Circumstances' step (1), with 'Demographics' (2) completed. The 'Student Homelessness' section contains the question: 'At any time on or after July 1, 2024, was the student unaccompanied and either (1) homeless or (2) self-supporting and at risk of being homeless?'. The 'Yes' radio button is selected. Below this, a list of circumstances includes 'Financial aid' which is checked. A modal window titled 'Changing the Student's Dependency Status' is overlaid on the form. The modal text states: 'Your responses indicate that the student's dependency status is changing. As a result, you may have to redo sections in this form. If you invited any contributors, they will be removed. Select "Return to Form" to edit responses on this page. Select "Continue" to proceed to the next page.' It also includes the instruction: 'Confirm that your responses are accurate before continuing.' At the bottom of the modal are two buttons: 'Return to Form' and 'Continue'.

Homeless Determination Correction Dependency Status

Based on the updated answers provided by the student, they are considered an independent student. The student selects "Continue" and enters the "Student Demographics" section.

The screenshot shows the FAFSA 2025-26 form for Student Raya Tran. The progress bar at the top indicates five steps: 1. Personal Circumstances, 2. Demographics (marked with a checkmark), 3. Financials, 4. Colleges, and 5. Signature. The main content area is titled "Your Dependency Status" and features a blue box with an illustration of a student. The text in the box reads: "Independent Student. Based on your answers, you're an independent student. This means you don't need to answer financial questions about your parents to complete your FAFSA® form." At the bottom of the form, there are two buttons: "Previous" and "Continue".

Homeless Determination Correction Demographic Information

The student is asked about their gender identity. They maintain their response of "Female." Since the student has finished their correction, they select "Skip to end of form" to proceed with submitting their correction.

The screenshot shows the FAFSA 2025-26 interface for Student Raya Tran. The progress bar at the top indicates the following steps: 1. Personal Circumstances (completed), 2. Demographics (current step), 3. Financials, 4. Colleges, and 5. Signature. The 'Student Demographic Information' section is highlighted with a green border. It contains a green box with the text: 'Questions Used for Research Purposes Only and Do Not Affect Federal Student Aid Eligibility. Your answers will not: • affect the student's eligibility for federal student aid, • be used in any aid calculations, or • be shared with the schools to which the student applies.' Below this, the question 'What is the student's gender?' is displayed with four radio button options: Male, Female (selected), Nonbinary, and Prefer not to answer. At the bottom of the form, there are three buttons: 'Previous', 'Skip to end of form', and 'Continue'.

Homeless Determination Correction Review Changes Page

The review page displays the responses that the student has updated in their FAFSA® form. The student can view all their updated answers and previous answers by selecting "Expand All" or by expanding each section individually. To edit a response, the student can select the "Edit" button beside each question and will be taken to the corresponding page. If the student needs to make additional updates, they can select "Make More Changes." The student is ready to submit their correction and selects "Continue."

FAFSA® FORM 2025-26 Student Raya Tran Save FAFSA Menu

You're Almost Done!
Select "Continue" to sign and complete the correction.

Student Section Expand All

Section 1 Personal Circumstances

Student Homelessness	Updated Answer	Previous Answer	Actions
Homeless or at Risk of Being Homeless	✓ Yes	No	Edit
Determined Homeless by Financial Aid Administrator	✓ Yes	No	Edit

Section 2 Student Unusual Circumstances

Student Unusual Circumstances	Updated Answer	Previous Answer	Actions
Can't Provide Parent Information—Unusual Circumstances	✓ No Response	No	

Section 3 Direct Unsubsidized Loan Only

Direct Unsubsidized Loan Only	Updated Answer	Previous Answer	Actions
Applying For Unsubsidized Loan Only—Parents Refuse To Provide Information	✓ No Response	No	

Section 3 Financials

Make More Changes Continue

Homeless Determination Correction Signature

After confirming their changes, the student reviews, signs, and submits the terms and conditions of the FAFSA® form.

FAFSA®

FORM 2025-26

Student Raya Tran

Save

FAFSA Menu

Personal Circumstances

Demographics

Financials

Colleges

Signature

Sign and Submit the FAFSA® Form

Summary

This page confirms that you understand the terms and conditions of the FAFSA® form and filled out the form accurately to the best of your ability.

The FAFSA form is a legal document you will electronically sign with your account username and password (FSA ID). Because your FSA ID is associated with your personal information, do not share it with anyone.

By signing this application electronically using your FSA ID, YOU, THE STUDENT, certify that you

- will use federal and/or state student aid only to pay the cost of attending an institution of higher education,
- are not in default on a federal student loan or have made satisfactory arrangements to repay it,
- do not owe money back on a federal student grant or have made satisfactory arrangements to repay it,
- will notify your school if you default on a federal student loan, and
- will not receive a Federal Pell Grant from more than one school for the same period of time.

By signing this application electronically using your account username and password, you certify that all of the information you provided is true and complete to the best of your knowledge and you agree, if asked, to provide

- information that will verify the accuracy of your completed form, and
- U.S. or foreign income tax forms that you filed or are required to file.

You also certify that you understand that the secretary of education has the authority to verify information reported on your application.

If you sign this application or any document related to the federal student aid programs electronically using a username and password, and/or any other credential, you certify that you are the person identified by the username and password, and/or any other credential and have not disclosed that username and password, and/or any other credential to anyone else. If you purposefully give false or misleading information, including applying as an independent student without meeting the unusual circumstances required to qualify for such a status, you may be subject to criminal penalties under 20 U.S.C. 1097, which may include a fine up to \$20,000, imprisonment, or both.

Additionally, by signing this application electronically using your FSA ID, you authorize the U.S. Department of Education to disclose all information provided on this application, as required under Section 483(a)(2)(D)(i) of the *Higher Education Act of 1965*, as amended, to the institutions you have identified herein, state higher education agencies (in your state of residence and the states in which the institutions identified herein are located), and designated scholarship organizations to assist with the application, award, and administration of federal, state, or institutional financial aid programs and designated scholarship programs. Notwithstanding this authorization, the name of an institution that you select to authorize such disclosure shall not be shared with any other institution.

Sign and Submit Your FAFSA® Form

☒ I, Raya Tran, agree to the terms outlined above.

Previous

Sign and Submit

Homeless Determination Correction Confirmation

After the student has submitted their correction, they are presented the confirmation page. This page displays information for the student about next steps, including tracking their FAFSA® correction.

FAFSA FORM 2025-26 Student: Raya Tran

Congratulations, The FAFSA® Form Is Complete!

Raya Tran

Completion Date	Data Release Number	Estimated Student Aid Index (SAI)
08/29/2024	9661	-1500

The estimated SAI is subject to change based on final processing of your FAFSA form. The SAI is not a measure of how much student aid you'll receive or how much you'll pay for college or career school. Schools use your SAI to determine your federal student aid eligibility.

Based on the eligibility criteria, you may be eligible for a Federal Pell Grant of up to \$7395.00. You may also be eligible for other federal, state, or institutional grants, scholarships, and/or work-study programs.

What Happens Next

- Check Your Email**
You will receive an email version of this confirmation page at the following email address: 599887936test@testcod.edu.
- Track the Status of Your Form**
In one to three days, your FAFSA form will be processed and made available to your schools. Check the status of your form by logging in to StudentAid.gov and selecting your FAFSA submission from the "My Activity" section of your account Dashboard.
- You Will Receive School Communications**
We use the information collected on your FAFSA form to calculate your Student Aid Index (SAI). The SAI lets schools determine the aid you're eligible to receive. Your schools will reach out to you if they need more information. They will also contact you with your financial aid offers. Once received, you can contact their financial aid offices directly to ask questions about their student aid packages.

Track and Manage Your FAFSA® Form
You can check the status of your application in the "My Activity" section of your account Dashboard. We'll let you know if we need anything more from you.

[View Status](#)

Student Manages FAFSA® Contributors

Manage FAFSA® Contributors Log In

To access an existing FAFSA® form, the student is required to have an FSA ID (StudentAid.gov account username and password).

An official website of the United States government.

Help Center Submit a Complaint English | Español

FederalStudentAid
An OFFICE of the U.S. DEPARTMENT of EDUCATION

FAFSA® Form ▾ Loans and Grants ▾ Loan Repayment ▾ Loan Forgiveness ▾

Log In | Create Account

Log In ↗

Email, Phone, or FSA ID Username

test595011023

Password

***** Show Password

Log In

[Forgot My Username](#) | [Forgot My Password](#)

[Create an Account](#)

[Help Me Log In to My Account](#)

Help Center | Contact Us | Site Feedback

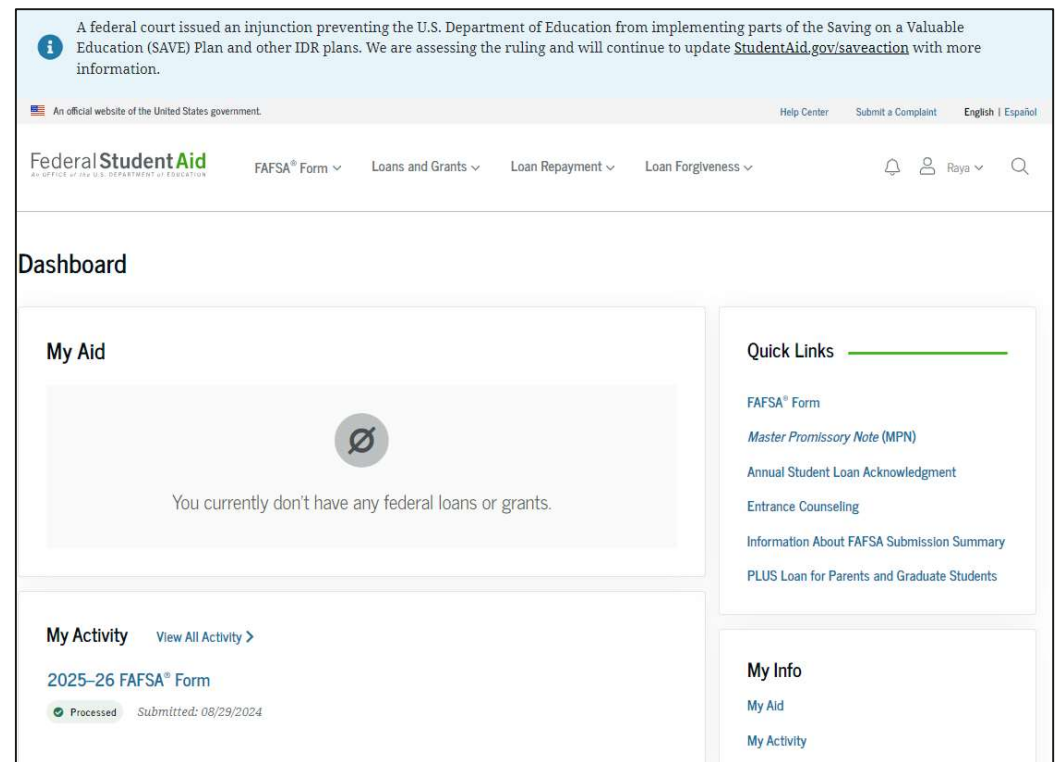
About Us Announcements Data Center Resources Forms Library

FederalStudentAid
An OFFICE of the U.S. DEPARTMENT of EDUCATION

Twitter Facebook Instagram LinkedIn YouTube Notices | usa.gov | vote.gov | ed.gov | Site Feedback

Manage FAFSA® Contributors Dashboard

On the account Dashboard, the student can see their most recent 2025–26 FAFSA® activity under the "My Activity" section. In this scenario, the student has a processed 2025–26 FAFSA form. To see further information about this application, the student selects the application and is taken to the "Details" page.




Manage FAFSA® Contributors Details

On the "Details" page, the student sees information related to their processed FAFSA® form, such as when it was started and processed, their FAFSA Submission Summary, and additional resources. If a required contributor was invited to the student's form, the student can select "Edit Contributor Information" within the "Actions" menu. This option allows the student to resend the invitation if they provided the wrong information for their contributor.

The screenshot displays the '2025-26 Free Application for Federal Student Aid (FAFSA®) Form Details' page. At the top, it indicates the form is 'Processed'. Below this, the 'FAFSA® Information' section lists the student as Raya Tran, with a Data Release Number (DRN) of 7996 and a Submission Number of 01. To the right, an 'Actions' dropdown menu is open, showing options: 'Add or Remove Schools', 'Edit Contributor Information', 'Make Corrections', and 'View FAFSA Submission Summary'. A 'Status Tracker' on the left shows three steps: 'FAFSA® Form Started' (Aug 29, 2024), 'FAFSA® Form Submitted' (Aug 29, 2024), and 'FAFSA® Form Processed' (Aug 29, 2024). On the right, dates for 'Started on' and 'Processed on' are both Aug 29, 2024. Below the tracker, a congratulatory message states the form has been processed successfully and recommends downloading the FAFSA Submission Summary. A large green button labeled 'FAFSA Submission Summary' is provided. The 'More Resources' section on the right includes links for 'Understand Financial Aid', 'FAFSA Landing Page', 'Information on Federal Pell Grant Program', 'Information on Federal Work-Study (FWS) Program', and 'How Aid Is Calculated'.

Manage FAFSA® Contributors Details (Continued)

Farther down the "Details" page, the student sees their invited contributor(s), selected school(s), and FAFSA® submission history. In this scenario, the student selects "Edit Contributor Information" within the "Actions" menu to resend an invitation to their spouse.

 Next Steps


Apply for Scholarships and Grants

Scholarships and grants are gifts that don't need to be repaid. There are thousands of them offered by schools, employers, individuals, private companies, nonprofits, communities, religious groups, and professional and social organizations.

[Information on Scholarships and Grants](#)


Your Contributor(s)

This FAFSA® form is shared with the individual(s) listed below. View who you invited and the status of their section.

Contributor(s)	Role	Date Added	Status
 Alex Tran	Student Spouse	08/29/2024	<div>Section Complete</div>

Selected Colleges

These are the colleges and career schools you have identified to receive your FAFSA form.

 2 of 20 Schools Selected

School Name	Address
Emmanuel College	Boston, MA
Fisher College	Boston, MA

1 to 2 of 2

1

FAFSA® Submission History

Information about your most recent 2025–26 FAFSA form submission, including any corrections you've made, is displayed first.

Date Submitted	Submitted By	Submission Type	Submission Number	Actions
Aug 29, 2024	Alex Tran	Initial	01	...

Showing 1 of 1

1

Manage FAFSA® Contributors Onboarding

When the student starts a 2025–26 FAFSA® correction, they are taken through the FAFSA correction onboarding process. A correction should only be submitted if critical information was missing, incorrect information was provided, the student needs to update their selected school(s), and/or a correction was requested by a financial aid administrator.

The screenshot shows the FAFSA 2025-26 onboarding interface for correcting a form. At the top left is the FAFSA logo with 'FORM 2025-26' next to it. A blue banner across the top reads 'Correct Your FAFSA® Form Before You Start'. Below this, a light blue box contains the text: 'If you made a mistake reporting information on the FAFSA form, you'll need to make a correction. Be ready with your personal information and any documents you may need.' Below the box are three green arrows pointing to three columns of text:

- Only update fields that are incorrect.
- Based on the corrections you make, your eligibility for federal student aid and/or the estimated aid amounts may change.
- After you submit your correction, your school may reach out to you for more information.

 At the bottom, there are two buttons: a light blue 'Cancel' button on the left and a dark blue 'Edit Contributor Information' button on the right.

Manage FAFSA® Contributors Update Contributor

This page displays the invitation(s) that were sent on the processed form. When the student selects "Update Information" on their spouse's invitation, a message displays informing the student that if they choose to update their spouse's information, their spouse's section will be reset on their FAFSA® form and a new invitation will be sent. The student selects "Confirm."

FAFSA® FORM 2025-26 Student Raya Tran

Manage the Contributor

This is the individual you want to provide information on the FAFSA® form.

Select the "Update Information" button to edit the contributor's information. Changing contact information for the contributor will reset the contributor section of the FAFSA form. This will require the contributor to reenter their information.

Student Spouse
Alex Tran

Update Information

Exit

FAFSA® FORM 2025-26 Student Raya Tran

Manage the Contributor

This is the individual you want to provide information on the FAFSA® form.

Select the "Update Information" button to edit the contributor's information. Changing contact information for the contributor will reset the contributor section of the FAFSA form. This will require the contributor to reenter their information.

Student Spouse
Alex Tran

Update Information

Exit

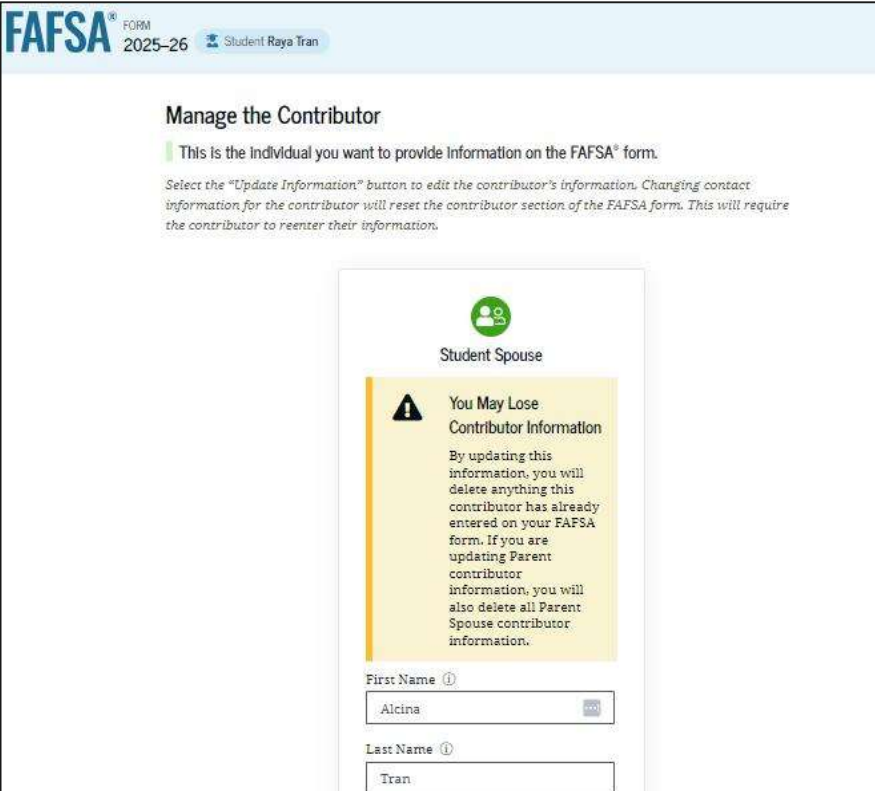
Updating Contributor Contact Information

Contributors can update their own contact information by logging in. You should only edit contributor information here if you want to re-send the invite and delete the current contributor information on your form.

Return To Form Confirm

Manage FAFSA® Contributors Update Contributor Details

The student is able to provide information for their new spouse and send a new invitation. As a result, the information provided in the student spouse section will be reset. The new student spouse will have to accept the new invitation, provide consent and approval (if not previously provided), and provide their signature for the student's FAFSA® form to be processed successfully.



FAFSA® FORM 2025-26 Student Raya Tran

Manage the Contributor

This is the individual you want to provide information on the FAFSA® form.

Select the "Update Information" button to edit the contributor's information. Changing contact information for the contributor will reset the contributor section of the FAFSA form. This will require the contributor to reenter their information.

Student Spouse

You May Lose Contributor Information

By updating this information, you will delete anything this contributor has already entered on your FAFSA form. If you are updating Parent contributor information, you will also delete all Parent Spouse contributor information.

First Name ⓘ
Alcina

Last Name ⓘ
Tran

Manage FAFSA® Contributors Update Contributor Details (Continued)

The student provides the remaining information for their new spouse. To confirm the updated information and send the new contributor invite, the student selects "Invite Spouse."

The screenshot shows a web form for updating contributor details. It includes fields for Date of Birth (Month, Day, Year), Social Security Number (SSN) with a 'SHOW SSN' link, an unchecked checkbox for 'My spouse doesn't have an SSN', Email Address, and a Confirm Email Address field. All text inputs contain the test email '599887938test@testcod.edu'. The date of birth is set to 03/14/2004. At the bottom are 'Invite Spouse' and 'Exit' buttons.

Date of Birth		
Month	Day	Year
03	14	2004

Social Security Number (SSN) [?](#)
[SSN field: 599-88-7938] [SHOW SSN](#)

☐ My spouse doesn't have an SSN

Email Address [?](#)
[Email field: 599887938test@testcod.edu]

Confirm Email Address [?](#)
[Confirm Email field: 599887938test@testcod.edu]

[Invite Spouse](#)

[Exit](#)

Manage FAFSA® Contributors Invite Sent

This page informs the student that the invite to their new spouse has been sent. The student spouse will receive an email inviting them to enter the FAFSA® form to complete their required sections. The student closes their FAFSA correction by selecting "Exit."

FAFSA FORM 2025-26 Student Raya Tran

Manage the Contributor

This is the individual you want to provide information on the FAFSA® form.

Select the "Update Information" button to edit the contributor's information. Changing contact information for the contributor will reset the contributor section of the FAFSA form. This will require the contributor to reenter their information.

Student Spouse
Alcina Tran

Invite Sent

Exit

Manage FAFSA® Contributors Correction Details

After updating contributor information and exiting the FAFSA® form, the student returns to the "Details" page. The student sees information related to their FAFSA correction. In this scenario, the student chooses to return to their form and enter the student spouse section. To begin this process, the student selects "Edit Form."

The screenshot displays the '2025–26 Free Application for Federal Student Aid (FAFSA®) Form Details' page. At the top, it indicates 'In Progress' and provides 'Actions' and 'Edit Form' buttons. The 'FAFSA® Information' section identifies the student as Raya Tran. The 'Status Tracker' shows a progress bar with three steps: 1. FAFSA® Correction Started (active), 2. FAFSA® Correction Submitted, and 3. FAFSA® Correction Processed. A 'Submit FAFSA Form' button is visible under the first step. To the right, it shows the form started on Aug 30, 2024, and expires on Jun 30, 2025. A 'More Resources' sidebar lists links for understanding financial aid, the FAFSA landing page, Pell Grant and FWS programs, and aid calculation. The 'Your Contributor(s)' section includes a table with one contributor, Alcina Tran, listed as a Student Spouse, added on 08/30/2024, with an 'Invite Sent' status.

Contributor	Role	Date Added	Status
Alcina Tran	Student Spouse	08/30/2024	Invite Sent

Manage FAFSA® Contributors Section Summary


After selecting "Edit Form," the student reenters their FAFSA® correction. The "Section Summary" page displays all the sections of the student's FAFSA form.

The screenshot shows the FAFSA 2025-26 "Section Summary" page for Student Raya Tran. The page has a light blue header with the FAFSA logo, the text "FORM 2025-26", the student's name "Student Raya Tran", and links for "Save" and "FAFSA Menu". Below the header is a "< Back" link and the title "Section Summary". A light blue box contains the instruction: "What would you like to edit? Select 'Enter Section' to begin." Under the heading "Student Sections", there are three white boxes, each representing a section of the form. Each box contains an icon, a title, a description, and an "Enter Section" button with a right arrow.

Section	Section Title	Description	Action
Introduction	Personal Identifiers	Student name, mailing address, date of birth, email, Social Security number, etc.	Enter Section >
Section 1	Personal Circumstances	Marital status, unusual circumstances, and plans for college	Enter Section >
Section 2	Demographics	Gender, race and ethnicity, citizenship, legal residence, high school, and parents' education	Enter Section >

Manage FAFSA® Contributors Section Summary (Continued)


This is a continuation of the "Section Summary" page. The remaining sections of the student's FAFSA® form are displayed. In this scenario, the student selects the hyperlink to "Provide Contributor Information."



Section 3
Financials

Investments, real estate, or other assets.

Enter Section >



Section 4
Colleges

Schools you've added that will receive your FAFSA® information.

Enter Section >

You have the option to manually provide information for your contributor, but it's recommended that your spouse completes their own section. Select "Provide Contributor Information" to proceed.

[Provide Contributor Information](#)

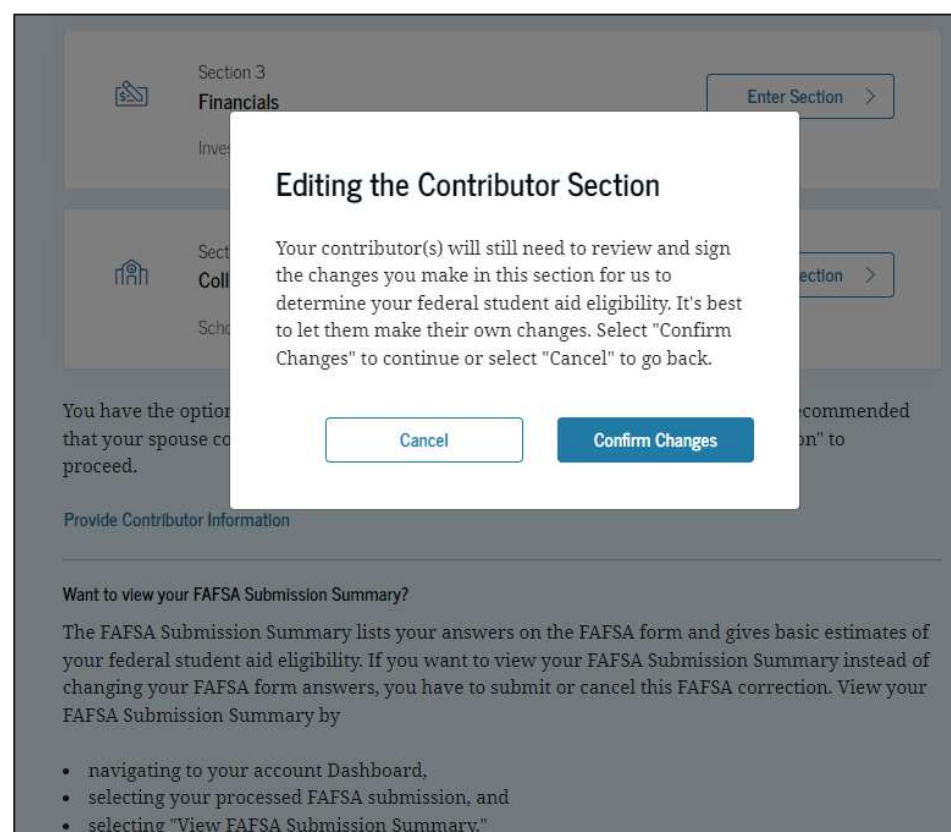
Want to view your FAFSA Submission Summary?

The FAFSA Submission Summary lists your answers on the FAFSA form and gives basic estimates of your federal student aid eligibility. If you want to view your FAFSA Submission Summary instead of changing your FAFSA form answers, you have to submit or cancel this FAFSA correction. View your FAFSA Submission Summary by

- navigating to your account Dashboard,
- selecting your processed FAFSA submission, and
- selecting "View FAFSA Submission Summary."

Manage FAFSA® Contributors Section Summary (Pop-Up) 1

After the student selects "Provide Contributor Information," a message displays informing the student that their contributor will be required to review and sign the changes that the student makes to their contributor's section(s). The student selects "Confirm Changes."



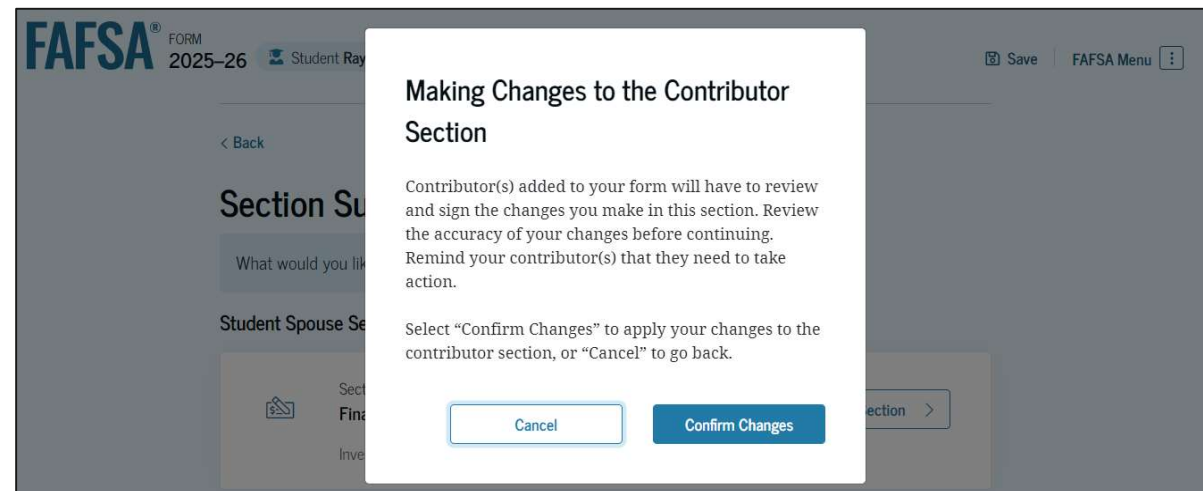
Manage FAFSA® Contributors Student Spouse Section Summary

After the student confirms that they want to make updates to a contributor section, the "Section Summary" page displays all the sections belonging to the contributor(s), which in this case is the student spouse. The student selects to enter the "Student Spouse Financials" section.

The screenshot shows the FAFSA 2025-26 interface for Student Raya Tran. At the top, there's a header with the FAFSA logo, the form year (2025-26), the student's name, and buttons for 'Save' and 'FAFSA Menu'. Below the header, there's a '< Back' link. The main heading is 'Section Summary'. A light blue box contains the text: 'What would you like to edit? Select "Enter Section" to begin.' Below this, the 'Student Spouse Section' is listed. It includes 'Section 1 Financials' with a brief description: 'Investments, real estate, and other assets.' To the right of this section is a button labeled 'Enter Section' with a right-pointing arrow.

Manage FAFSA® Contributors Section Summary (Pop-Up) 2

When the student selects to enter the "Student Spouse Financials" section on their FAFSA® form, a message displays explaining that the student spouse will need to review and sign the changes made in this section. The student selects "Confirm Changes."



Manage FAFSA® Contributors Student Spouse Identity Information

This is the first page within the student spouse section. The student can verify that the student spouse's personal information is correct. To update any of the personal information, the student spouse must access their Account Settings on StudentAid.gov.

The screenshot shows the FAFSA 2025-26 interface for a student named Raya Tran. The page is titled "Student Spouse Identity Information" and includes a instruction to "Review the Information below and make changes if anything is incorrect." The form contains the following fields:

- Name: Aicuna Tran
- Date of Birth: 03/14/2004
- Social Security Number: ***-**-7939
- Email Address: 599887938test@testcod.edu
- Mobile Phone Number: (555) 555-5555
- Permanent Mailing Address: 123 Test Lane
- City: Test
- State: Georgia (GA)
- Zip Code: 22235
- Country: United States (US)

A "Continue" button is located at the bottom right of the form.

Manage FAFSA® Contributors Student Spouse Finances

This page provides an overview of the "Student Spouse Finances" section.


FAFSA® FORM
2025-26

Student Spouse Finances

The FAFSA® form helps determine the student's eligibility for federal student aid. In this section, we ask about the student spouse's financial information. Information in this section should be accurate as of the date the FAFSA form was first submitted.

What if the parent has special financial circumstances?

[Previous](#)[Continue](#)



Manage FAFSA® Contributors Student Spouse Tax Return Information

The student is asked questions about the student spouse's tax filing status. The student selects the appropriate response.

The screenshot shows the FAFSA 2025-26 interface for Student Raya Tran. The top navigation bar includes the FAFSA logo, the text 'FORM 2025-26', the student's name 'Student Raya Tran', a 'Save' button, and a 'FAFSA Menu' button. Below the navigation bar is a progress indicator with two steps: '1 Financials' (active) and '2 Signature'. The main heading is 'Student Spouse Tax Filing Status'. The question is 'Did or will the student's spouse file a 2023 IRS Form 1040 or 1040-NR?'. There are two radio button options: 'Yes' (selected) and 'No'. At the bottom, there are 'Previous' and 'Continue' buttons.

FAFSA® FORM 2025-26 Student Raya Tran Save FAFSA Menu

1 Financials 2 Signature

Student Spouse Tax Filing Status

Did or will the student's spouse file a 2023 IRS Form 1040 or 1040-NR?

☒ Yes ☐ No

Previous Continue

Manage FAFSA® Contributors Student Spouse Tax Return Information (Continued)

Since the student spouse has not provided consent for their federal tax information to be transferred directly into the FAFSA® form, the student must manually enter their spouse's 2023 tax return information. The student enters a response in each entry field.

The screenshot shows the 'Student Spouse 2023 Tax Return Information' section of the FAFSA form. It includes a header with 'FAFSA 2025-26' and 'Student Spouse Tax'. The form is divided into two tabs: 'Financials' and 'Signature'. The 'Financials' tab is active. The form contains several sections with input fields and radio buttons:

- Student Spouse 2023 Tax Return Information**: A green box with instructions: 'Refer to the student spouse's 2023 tax return to answer the following questions. If the answer is zero or the question does not apply, enter 0.'
- Report Only Student Spouse Taxes**: A blue box with instructions: 'Report only the student spouse's individual tax information. The student must provide their own tax information separately.'
- Where to find this information on the tax form**: A checkbox labeled 'Where to find this information on the tax form' is checked.
- Filing Status**: Radio buttons for 'Single', 'Head of household', 'Married filing jointly' (selected), 'Married filing separately', and 'Qualifying surviving spouse'.
- Income Earned From Work**: A text input field with a dollar sign and a numeric field showing '20,000' and a decimal field showing '00'.
- Tax Exempt Interest Income**: A text input field with a dollar sign and a numeric field showing '23' and a decimal field showing '00'.
- Untaxed Portions of IRA Distributions**: A text input field with a dollar sign and a numeric field showing '0' and a decimal field showing '00'.
- Untaxed Portions of Pensions**: A text input field with a dollar sign and a numeric field showing '0' and a decimal field showing '00'.
- Adjusted Gross Income**: A text input field with a dollar sign and a numeric field showing '19,000' and a decimal field showing '00'.

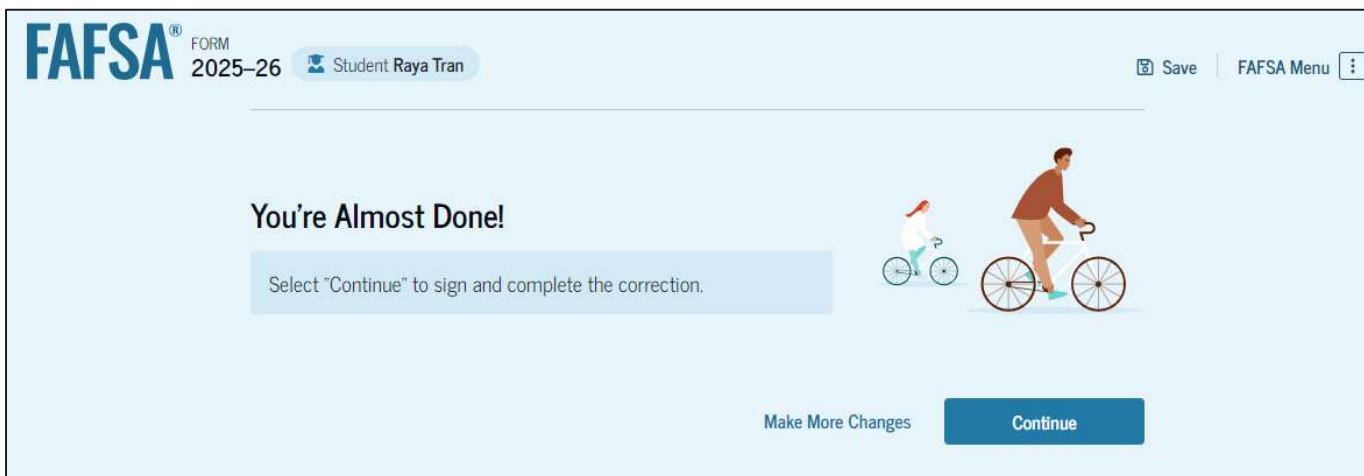
The screenshot shows the 'Income Tax Paid' and other tax-related sections of the FAFSA form. It includes several sections with input fields and radio buttons:

- Income Tax Paid**: A text input field with a dollar sign and a numeric field showing '23' and a decimal field showing '00'.
- IRA Deductions and Payments to Self-Employed SEP, SIMPLE, and Qualified Plans**: A text input field with a dollar sign and a numeric field showing '2' and a decimal field showing '00'.
- Education Credits (American Opportunity Tax Credit and Lifetime Learning Tax Credit)**: A text input field with a dollar sign and a numeric field showing '3' and a decimal field showing '00'.
- Did the student's spouse file a Schedule A, B, D, E, F, or H with their 2023 IRS Form 1040?**: Radio buttons for 'Yes', 'No' (selected), and 'Don't know'.
- Net Profit or Loss From IRS Form 1040 Schedule C**: A text input field with a dollar sign and a numeric field showing '0' and a decimal field showing '00'.
- Foreign Earned Income Exclusion**: A text input field with a dollar sign and a numeric field showing '0' and a decimal field showing '00'.

At the bottom of the form, there are two buttons: 'Previous' and 'Continue'.

Manage FAFSA® Contributors Review Changes Page

The student is taken to a page that tells them they are almost done. If the student needs to make additional updates, they can select "Make More Changes." The student is ready to submit their correction and selects "Continue."



The screenshot shows the FAFSA 2025-26 interface. At the top left, it says "FAFSA® FORM 2025-26" and "Student Raya Tran". At the top right, there are "Save" and "FAFSA Menu" buttons. The main heading is "You're Almost Done!". Below this, a light blue box contains the text: "Select 'Continue' to sign and complete the correction." To the right of this text is an illustration of a man and a woman riding bicycles. At the bottom, there are two buttons: "Make More Changes" and "Continue".

Manage FAFSA® Contributors Signature

On this page, the student acknowledges the terms and conditions of the FAFSA® form, signs, and submits their correction.

FAFSA® FORM 2025-26 Student: **Raya Tran** Save FAFSA Menu

Personal Circumstances Demographics Financials Colleges **Signature**

Sign and Submit the FAFSA® Form

Summary
This page confirms that you understand the terms and conditions of the FAFSA® form and filled out the form accurately to the best of your ability.

The FAFSA form is a legal document you will electronically sign with your account username and password (FSA ID). Because your FSA ID is associated with your personal information, do not share it with anyone.

By signing this application electronically using your FSA ID, YOU, THE STUDENT, certify that you:

- will use federal and/or state student aid only to pay the cost of attending an institution of higher education,
- are not in default on a federal student loan or have made satisfactory arrangements to repay it,
- do not owe money back on a federal student grant or have made satisfactory arrangements to repay it,
- will notify your school if you default on a federal student loan, and
- will not receive a Federal Pell Grant from more than one school for the same period of time.

By signing this application electronically using your account username and password, you certify that all of the information you provided is true and complete to the best of your knowledge and you agree, if asked, to provide:

- information that will verify the accuracy of your completed form, and
- U.S. or foreign income tax forms that you filed or are required to file.

You also certify that you understand that the secretary of education has the authority to verify information reported on your application.

If you sign this application or any document related to the federal student aid programs electronically using a username and password, and/or any other credential, you certify that you are the person identified by the username and password, and/or any other credential and have not disclosed that username and password, and/or any other credential to anyone else. If you purposefully give false or misleading information, including applying as an independent student without meeting the unusual circumstances required to qualify for such a status, you may be subject to criminal penalties under 20 U.S.C. 1097, which may include a fine up to \$20,000, imprisonment, or both.

Additionally, by signing this application electronically using your FSA ID, you authorize the U.S. Department of Education to disclose all information provided on this application, as required under Section 483(a)(2)(D)(i) of the *Higher Education Act of 1965*, as amended, to the institutions you have identified herein, state higher education agencies (in your state of residence and the states in which the institutions identified herein are located), and designated scholarship organizations to assist with the application, award, and administration of federal, state, or institutional financial aid programs and designated scholarship programs. Notwithstanding this authorization, the name of an institution that you select to authorize such disclosure shall not be shared with any other institution.

Sign and Submit Your FAFSA® Form

☒ I, **Raya Tran**, agree to the terms outlined above.

Previous Sign and Submit

Manage FAFSA® Contributors Signature (Pop Up)

When the student signs their correction on their FAFSA® form, a message displays informing the student that contributor consent and approval is missing. The student has the option to submit without the contributor consent and approval, but they won't be eligible for federal student aid until it is provided. The student selects "Sign and Exit."

The screenshot shows a FAFSA application screen with a grey background. A white pop-up window is centered on the screen. The pop-up has a title "The Student Will Not Receive Aid With Missing Consent and Approval" and a message: "Select 'Sign and Exit' to sign your section, save your work, and wait for the missing consent and approval to be provided. Otherwise, select 'Submit' to sign your section and submit the FAFSA® form without the consent and approval of other contributors. The student will not be eligible for federal student aid, including grants and loans, without the required consent and approval." Below the message are two buttons: "Submit" (light blue) and "Sign and Exit" (dark blue). In the background, the FAFSA form is visible, showing a section titled "Sign and Submit Your FAFSA® Form" with a checkbox that is checked and labeled "I, Raya Tran, agree to the terms outlined above." At the bottom of the form are "Previous" and "Next" buttons.

Manage FAFSA® Contributors Confirmation

After signing their FAFSA® form, the student has submitted their correction and is presented the confirmation page. This page displays information for the student about next steps, including tracking their FAFSA correction. The student is informed that their form is not complete because their new spouse needs to resolve error(s) in the contributor section(s) and provide their signature.

FAFSA® FORM 2025-26 Student Raya Tran

See Below for Next Steps
The student section is complete!

Raya Tran

Contributor Action Still Needed
You submitted the parent sections, but your FAFSA® form is not complete. Your contributor needs to resolve the error(s) in the contributor section(s) and provide their signature. Once this is done, your form can be submitted for processing.

Track Your FAFSA® Form
Review, track, and manage your application in "My Activity." There you can follow any updates your contributors make to your form.

[Visit My Activity](#)

Parent Submits a Required FAFSA® Correction for Missing Consent and Approval

Consent and Approval Correction Log In

To access an existing FAFSA® form, the parent is required to log in using their FSA ID (StudentAid.gov account username and password).

An official website of the United States government.

Help Center Submit a Complaint English | Español

FederalStudentAid An OFFICE of the U.S. DEPARTMENT of EDUCATION

FAFSA® Form ▾ Loans and Grants ▾ Loan Repayment ▾ Loan Forgiveness ▾ Log In | Create Account

Log In ↗

Email, Phone, or FSA ID Username

test595011023

Password

•••••••• Show Password

Log In

[Forgot My Username](#) | [Forgot My Password](#)

[Create an Account](#)

[Help Me Log In to My Account](#)

Help Center | Contact Us | Site Feedback

About Us | Announcements | Data Center | Resources | Forms Library

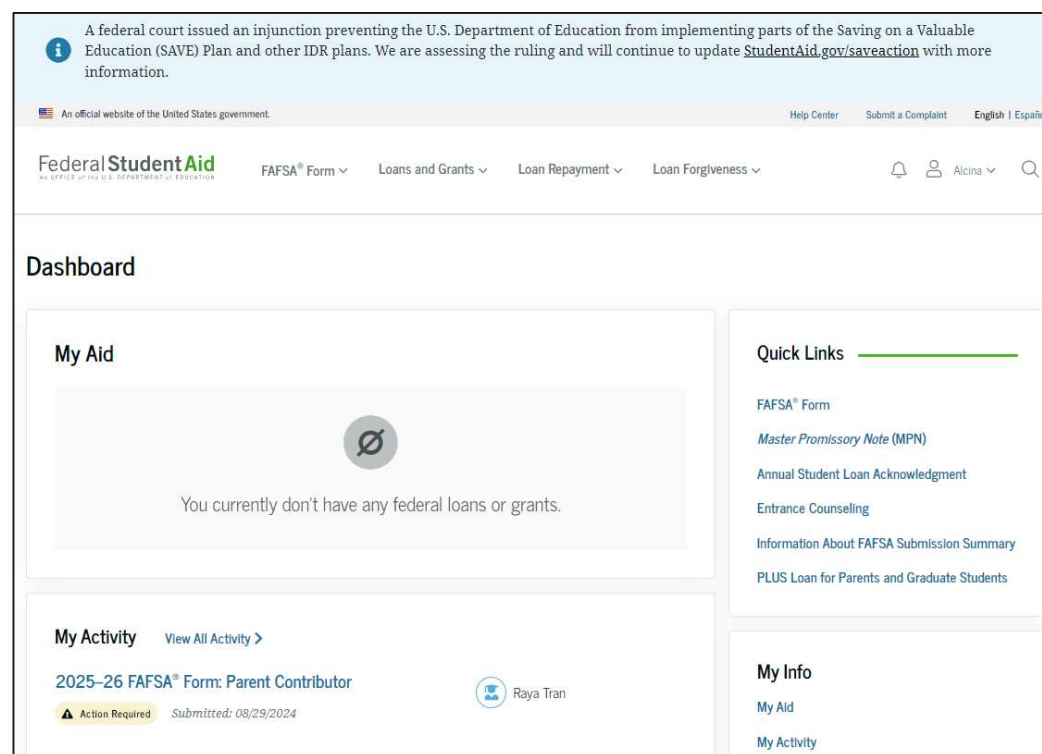
FederalStudentAid An OFFICE of the U.S. DEPARTMENT of EDUCATION

Twitter Facebook Instagram LinkedIn YouTube

Notices | usa.gov | vote.gov | ed.gov | Site Feedback

Consent and Approval Correction Dashboard

On the account Dashboard, the parent can see their most recent 2025–26 FAFSA® activity under the "My Activity" section. In this scenario, the parent's child has a processed 2025–26 FAFSA form with an "Action Required" status. To see further information about this application, the parent selects the application and is taken to the "Details" page.



Consent and Approval Correction Details

On the "Details" page, the parent sees information related to their child's processed FAFSA® form, such as when it was started and processed and additional resources. In this scenario, the parent hasn't provided consent and approval on the form. Selecting "Approve" starts a required correction.

My Activity > FAFSA Form

2025–26 Free Application for Federal Student Aid (FAFSA®) Form: Parent Contributor Details

Action Required

FAFSA® Information		
Student Raya Tran	Submission Number 01	Submission Type Initial

Status Tracker

- FAFSA® Form Started**
Started on Aug 29, 2024

The student should complete most of the form themselves, including their personal and financial information. You must fill out the section assigned to you. Everyone must sign and submit once all required sections are complete.
- FAFSA® Form Submitted**
Submitted on Aug 29, 2024

Aug 29, 2024	FAFSA form received.
Aug 29, 2024	FAFSA form processed, but corrections are needed.
- FAFSA® Form Processed**

Errors Found in Your Application

The student should access their FAFSA Submission Summary to see what errors need to be addressed on the FAFSA form. The student can access their FAFSA Submission Summary by selecting the "Actions" button or scrolling to the "FAFSA Submission History" section and selecting "View FAFSA Submission Summary" in the "Actions" column.

Student Will Be Ineligible for Federal Student Aid

We need your consent and approval to disclose your federal tax information in order to populate the FAFSA® form with the necessary tax return data. Without your consent and approval, the student will not be eligible for federal student aid. Select "Approve" to do so now.

Approve

Started on
Aug 29, 2024

Processed on
Aug 29, 2024

More Resources

- [Understand Financial Aid](#)
- [FAFSA Landing Page](#)
- [Information on Federal Pell Grant Program](#)
- [Information on Federal Work-Study \(FWS\) Program](#)
- [How Aid Is Calculated](#)

Consent and Approval Correction Onboarding

When the parent starts a 2025–26 FAFSA® correction, they are taken through the FAFSA correction onboarding process. A correction should only be submitted if critical information was missing, incorrect information was provided, the student needs to update their selected school(s), and/or a correction was requested by a financial aid administrator.

The screenshot shows the FAFSA 2025-26 onboarding screen for correcting a form. At the top left is the FAFSA logo with 'FORM 2025-26' next to it. A blue banner across the top reads 'Correct Your FAFSA® Form'. Below this, the heading 'Before You Start' is centered. A light blue box contains the text: 'We'll guide you through the corrections you need to make to the student's form. Be ready with your personal information and any documents you may need.' Below this box are two green arrows pointing to two columns of text. The first column states: 'The student has been notified of the actions required within their FAFSA form and will be able to review your changes.' The second column states: 'Based on the corrections you make, the student's eligibility for federal student aid and/or the estimated aid amounts may change.' At the bottom left is a 'Cancel' button, and at the bottom right is a blue button labeled 'Provide Consent and Approval'.

Consent and Approval Correction Provide Consent and Approval

This page informs the parent about consent, approval, and the use of their federal tax information. By providing consent and approval, the parent's federal tax information is transferred directly from the IRS into the FAFSA® form to help complete the "Parent Financials" section.

FAFSA® FORM
2025-26

Parent of Raya Tran

Save | FAFSA Menu

Consent and Approval Will Be Applied To All FAFSA Applications

By providing consent and approval, you approve the use and disclosure of 2023 federal tax information to the U.S. Department of Education for the purpose of completing this and all other 2025-26 FAFSA® forms.

Provide Consent and Approval or the Student Won't Be Eligible for Federal Student Aid

Summary

Your consent and approval are needed to retrieve and disclose federal tax information. With your consent and approval, we can obtain tax return information automatically from the IRS to help you complete your section of the student's FAFSA® form. If you don't provide consent and approval, the student will not be eligible for federal student aid, including grants and loans. You must provide consent and approval even if you didn't file a U.S. federal tax return or any tax return.

Get your 2023 tax return information for the 2025-26 FAFSA form.

Federal tax information is used to determine the student's eligibility for federal student aid.

Tax return information is required to complete the FAFSA form.

By accepting below, I consent to the disclosure of information about me, as described below, and further affirmatively approve of the receipt and use of my federal tax information and to the U.S. Department of Education (ED)'s redisclosure of my federal tax information, as described below. By accepting below, I consent to and affirmatively approve of, as applicable, the following:

1. ED may disclose my Social Security number/Individual Taxpayer Identification Number, last name, date of birth, unique identifier, the tax year for which federal tax information is required, and the date and timestamp of my approval for the use of my federal tax information in determining eligibility by ED for which approval is provided to the U.S. Department of the Treasury, Internal Revenue Service (IRS). I understand that in response to such a request from ED, the IRS shall then disclose my federal tax information to "authorized persons" (i.e., specifically designated officers and employees of ED and its contractors (as defined in 26 U.S.C. § 6103(d)(13)(E))) for the purpose of determining eligibility for and the amount of federal student aid under a program authorized under subpart 1 of part A, part C, or part D of Title IV of the Higher Education Act of 1965, as amended, for myself or an applicant for federal student aid who has requested that I share my federal tax information on their Free Application for Federal Student Aid (FAFSA®) form.

2. Authorized persons at ED and its contractors (as defined in 26 U.S.C. § 6103(d)(13)(E)) may use my federal tax information for the purpose of determining the eligibility for and amount of federal student aid under a program authorized under subpart 1 of part A, part C, or part D of Title IV of the Higher Education Act of 1965, as amended, for myself or a FAFSA applicant who has requested that I share my federal tax information on the FAFSA form.

Consent and Approval Correction

Provide Consent and Approval (Continued)

This is a continuation of the consent and approval page. Frequently asked questions about consent and approval are provided that the parent can expand and collapse. The parent selects "Approve" to provide consent and approval. Because the parent had previously completed the "Parent Financials" section, when they select "Approve" to provide consent and approval, they are taken directly to the signature page.

3. ED may redisclose my federal tax information received from the IRS pursuant to 26 U.S.C. § 6103(l)(13)(D)(iii) to the following entities solely for the use in the application, award, and administration of financial aid:

- Institutions of higher education participating in the federal student aid programs authorized under subpart 1 of part A, part C, or part D of Title IV of the Higher Education Act of 1965, as amended
- State higher education agencies
- Scholarship organizations designated prior to Dec. 19, 2019, by the secretary of education
- Contractors of institutions of higher education and state higher education agencies to administer aspects of the institution's or state agency's activities for the application, award, and administration of such financial aid

4. ED may redisclose my federal tax information to another FAFSA applicant's FAFSA form(s) for which I elect to participate. By accepting an invitation and affirmation to participate in another individual's FAFSA form, my federal tax information will be redisclosed to the additional application. I understand that I may decline an invitation to participate, which will prevent the transfer of my federal tax information to that FAFSA form.

By consenting and providing my affirmative approval, I further understand the following:

1. My consent and affirmative approval are required, as a condition of my eligibility or the eligibility of a FAFSA applicant who has requested that I share my federal tax information on their FAFSA form, for federal student aid under a program authorized under subpart 1 of part A, part C, or part D of Title IV of the Higher Education Act of 1965, as amended, even if I did not file a U.S. federal tax return.
2. I am providing my written consent for the redisclosure of my federal tax information by ED to include, but not limited to, institutions of higher education, state higher education agencies, designated scholarship organizations, their respective contractors and auditors, other family members participating in the FAFSA form, Office of Inspector General, under 26 U.S.C. § 6103(l)(13)(D), and with my further express written consent obtained by an institution of higher education, the redisclosure of FAFSA information pursuant to the terms and conditions of 20 U.S.C. § 1098h(c).
3. Any federal tax information received from the IRS at a later date shall supersede any manually entered financial or income information on the FAFSA form.
4. ED may request updated federal tax information from the IRS once my consent and approval are provided. If federal tax information has changed (e.g., amended tax return filed with revised information), then eligibility for and amounts of federal, state, and institutional financial aid may change.

5. If I do not consent to the redisclosure of my federal tax information to institutions of higher education, state higher education agencies, designated scholarship organizations, and their respective contractors, ED will be unable to calculate my eligibility for federal student aid or the eligibility of a FAFSA applicant who has requested that I share my federal tax information on their FAFSA form.

By accepting below, I consent electronically to the use of my StudentAid.gov account username and password (FSA ID) as my signature and certify under penalty of perjury under the laws of the United States of America, that the foregoing is true and correct. I understand that any falsification of this statement is punishable under the provisions of 18 U.S.C. § 1001 by a fine, imprisonment of not more than five years, or both, and that the knowing and willful request for or acquisition of records pertaining to an individual under false pretenses is a criminal offense under the Privacy Act of 1974, subject to a fine of not more than \$5,000 fine (5 U.S.C. § 552(a)(1)(3)). By accepting and submitting my part of the FAFSA, my execution (including date and time) of consent and approval will be logged in ED's Person Authentication Service System of Record (18-11-12).

Frequently Asked Questions

Who should provide consent and approval?

If I'm married and didn't file a joint tax return with my current spouse, does my spouse have to provide consent and approval for you to access their tax information?

What happens after I provide consent and approval?

What happens if I decline consent and approval?

Select "Approve" to consent and approve for the use of your federal tax information to determine the student's eligibility for federal student aid. If you select "Decline," the student will not be eligible for federal student aid.

Previous

Decline

Approve

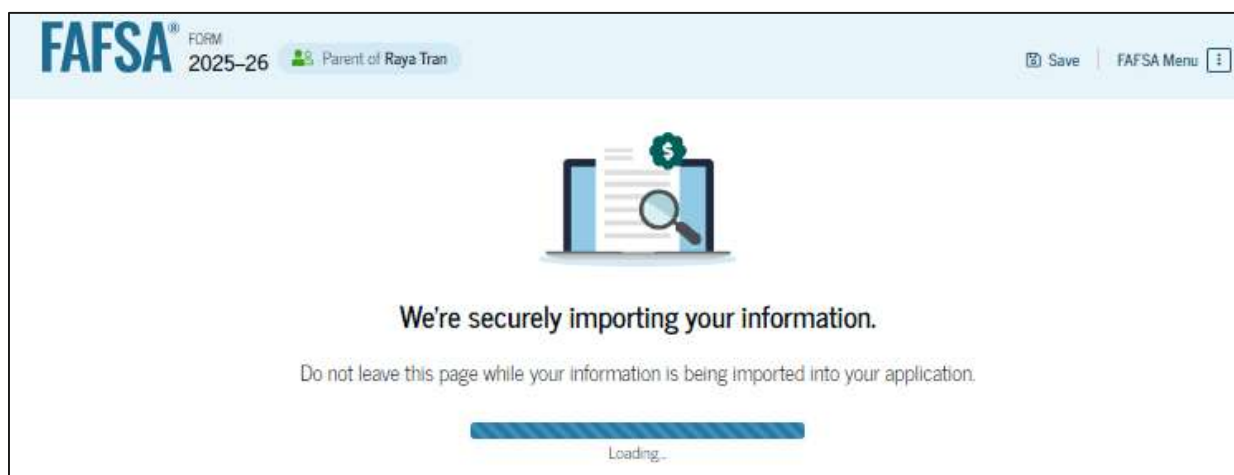
Consent and Approval Correction Review Changes Page

The parent is ready to sign and submit their correction and selects "Continue."

The screenshot shows the FAFSA 2024-25 interface for a parent of TestHHH Anderson. The header includes the FAFSA logo, the text 'FORM 2024-25', the user name 'Parent of TestHHH Anderson', a 'Save' button, and a 'FAFSA Menu' button. The main content area features the heading 'You're Almost Done!' and a light blue box with the instruction 'Select "Continue" to sign and complete the correction.' To the right of this text is an illustration of a man and a woman riding bicycles. At the bottom, there are two buttons: 'Make More Changes' and a prominent blue 'Continue' button.

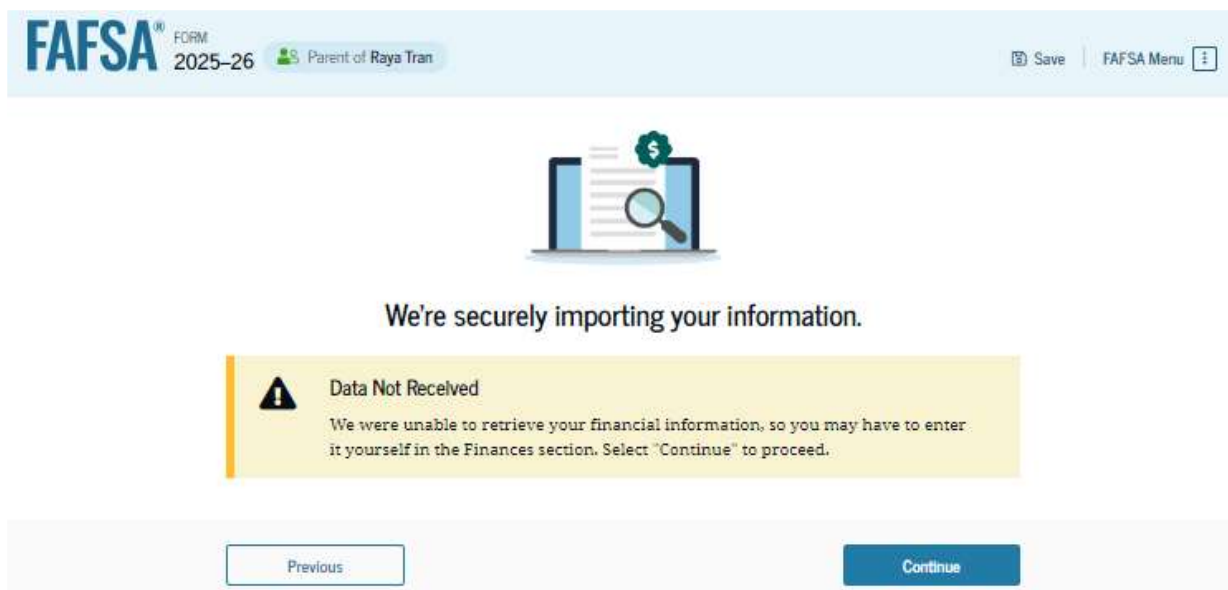
Consent Loading Page

This page imports the parent's federal tax information by directly transferring it into the FAFSA® form from the IRS to help complete the "Parent Financials" section.



Consent Results Page

If the data import from the IRS is not successful, an error message will appear saying “Data Not Received.” The parent can then continue to manually input their financial information in the “Parent Financials” section.



The screenshot shows the FAFSA 2025-26 interface. At the top, the header includes the FAFSA logo, the text 'FORM 2025-26', the user role 'Parent of Raya Tran', and links for 'Save' and 'FAFSA Menu'. Below the header is an illustration of a laptop with a magnifying glass over a document and a dollar sign icon. The main heading reads 'We're securely importing your information.' Below this is a yellow error box with a warning icon and the title 'Data Not Received'. The message inside the box states: 'We were unable to retrieve your financial information, so you may have to enter it yourself in the Finances section. Select "Continue" to proceed.' At the bottom of the page are two buttons: 'Previous' and 'Continue'.

FAFSA[®] FORM 2025-26 Parent of Raya Tran Save FAFSA Menu

We're securely importing your information.

Data Not Received
We were unable to retrieve your financial information, so you may have to enter it yourself in the Finances section. Select "Continue" to proceed.

Previous Continue

Consent and Approval Correction Signature

After the parent fills out their financial information, they need to acknowledge the terms and conditions of the FAFSA® form, sign, and submit their correction.

FAFSA® FORM 2025-26 Point of Raya Tran Save FAFSA Menu

Demographics Financials **Signature**

Sign and Complete Your Section

Summary

This page confirms that you understand the terms and conditions of the FAFSA® form and filled out the form accurately to the best of your ability.

The FAFSA form is a legal document you will electronically sign with your account username and password (FSA ID). Because your FSA ID is associated with your personal information, do not share it with anyone.

By signing the student's application electronically using your account username and password, YOU, THE PARENT, certify that all of the information you provided is true and complete to the best of your knowledge and you agree, if asked, to provide:

- Information that will verify the accuracy of your completed form, and
- U.S. or foreign income tax forms that you filed or are required to file.

You also certify that you understand that the secretary of education has the authority to verify information reported on your application.

If you sign this application or any document related to the federal student aid programs electronically using a username and password, and/or any other credential, you certify that you are the person identified by the username and password, and/or any other credential and have not disclosed that username and password, and/or any other credential to anyone else. If you purposefully give false or misleading information, including applying as an independent student without meeting the unusual circumstances required to qualify for such a status, you may be subject to criminal penalties under 20 U.S.C. 1097, which may include a fine up to \$20,000, imprisonment, or both.

Additionally, by signing this application electronically using your FSA ID, you authorize the U.S. Department of Education to disclose all information you provided on this application, as required under Section 483(a)(2)(D)(i) of the Higher Education Act of 1965, as amended, to the institutions identified herein, state higher education agencies (in the student's state of residence and the states in which the institutions identified herein are located), and designated scholarship organizations to assist with the application, award, and administration of federal, state, or institutional financial aid programs and designated scholarship programs. Notwithstanding this authorization, the name of an institution the student selected to authorize such disclosure shall not be shared with any other institution.

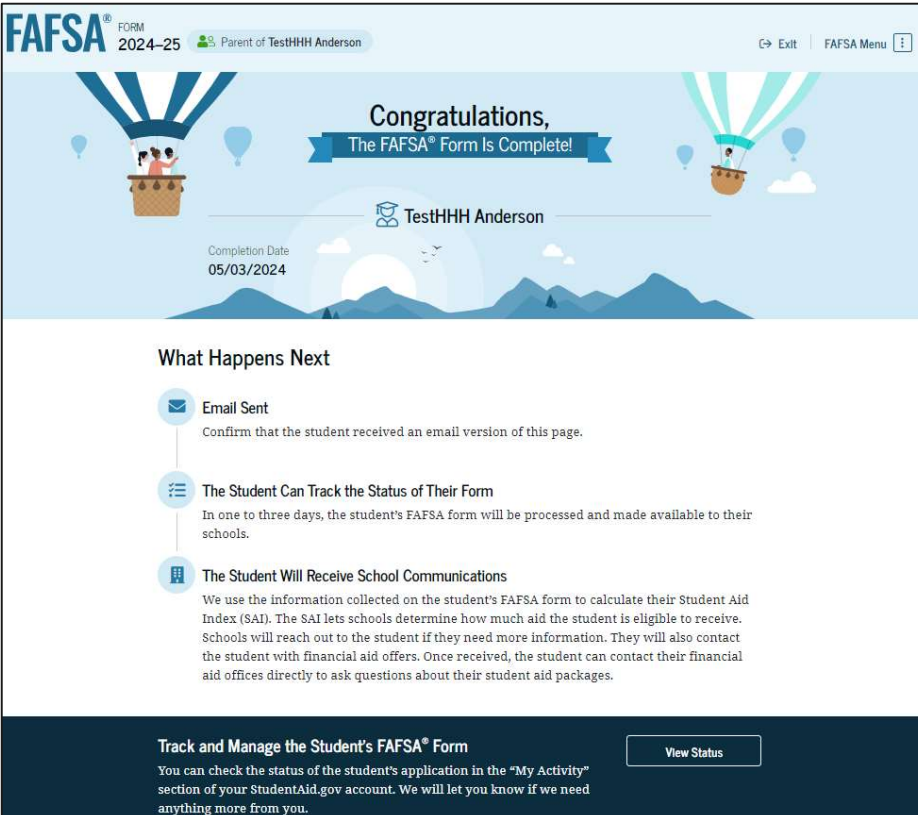
Sign Your Section

☒ I, Akins Tran, agree to the terms outlined above.

Previous Sign

Consent and Approval Correction Confirmation

The parent is presented the confirmation page. This page displays information for the parent about next steps and tracking their FAFSA® correction.



FAFSA® FORM 2024-25 Parent of TestHHH Anderson

Exit FAFSA Menu

Congratulations,
The FAFSA® Form Is Complete!

TestHHH Anderson

Completion Date
05/03/2024

What Happens Next

- Email Sent**
Confirm that the student received an email version of this page.
- The Student Can Track the Status of Their Form**
In one to three days, the student's FAFSA form will be processed and made available to their schools.
- The Student Will Receive School Communications**
We use the information collected on the student's FAFSA form to calculate their Student Aid Index (SAI). The SAI lets schools determine how much aid the student is eligible to receive. Schools will reach out to the student if they need more information. They will also contact the student with financial aid offers. Once received, the student can contact their financial aid offices directly to ask questions about their student aid packages.

Track and Manage the Student's FAFSA® Form
You can check the status of the student's application in the "My Activity" section of your StudentAid.gov account. We will let you know if we need anything more from you.

[View Status](#)

Conclusion

